

# The evolution of a classic: S 3000 EVOLO

The difference lies in the details! Evolo offers much more than you expect. Smart and sophisticated features – that's typical of C+P:

- **Good ventilation and drying**  
thanks to Evolo self-ventilation concept
- **Increased burglar-proof design**  
**thanks to extremely warp resistant doors**  
with closed profiles on the sides
- **Special profile in the body**  
for greater stability and safety  
as well as easy cleaning and use
- **Slim appearance**  
thanks to narrow side edges  
– homogeneous also when set up in a row
- **Wide range of door designs**  
made of steel or made of MDF and  
phenolic HPL with attractive wood decors
- **Practical interior fitting**  
in the locker and also inside the locker door



# Lockers



No more boring changing rooms! Those days are finally over – for Evolo from C+P sets new standards. A consistent design as well as optional MDF or HPL decor fronts also make applications interesting whose requirements cannot be met by conventional lockers. Attractive appearance with an excellent price-performance ratio: that is what Evolo from C+P, the market leader in steel furniture, stands for.

Evolo offers many visual added values thanks to the tasteful exchangeable decor door fronts. The doors can even be replaced later. In addition to appearance, the range features intelligent technology such as the unique drying and ventilation concept.

*For additional furnishing examples from a market leader, please see the Evolo product series brochures or our website at [www.cp.de/evolo](http://www.cp.de/evolo)*





# The multi-talented one: S 3000 EVOLO

For additional furnishing examples from a market leader, please see the Evolo product series brochures or our website at [www.cp.de/evolo](http://www.cp.de/evolo)



### The Evolo ventilation concept:

It ensures effective ventilation and drying of clothing with steel doors. Thanks to its air flow behavior, it works without additional ventilation equipment. Ventilation of the entire interior is guaranteed, even in steel lockers with a base (see diagram)!

The ventilation openings in the back of the locker base ensure optimum air circulation and drying in the compartment (see diagram). In lockers with bases, ventilation is ensured via openings above the recessed base.



**Increased anti-burglary protection thanks to extremely warp resistant doors!** This is ensured by closed profiles on the sides. The doorstop silencers are a standard feature.



**New door opening limiter 90°:** Made from special heavy-duty, plastic-coated stainless steel cable.



## Custom-made for specific applications.



### Ergonomically designed safety turning bolt latch:

For lock bolt size 6-8 mm, with standard door protection against door damage caused by the padlock.



**Feet made of plastic for optimum corrosion protection:** They consistently underpin the linear design and have a protective sleeve that covers the adjusting screw when the optional height adjustment is used. An ingenious feature!

# Lockers



Lockers ..... 56



Multi-purpose lockers ..... 66



Double-tier lockers ..... 68



Assembled box lockers ..... 72



Open wardrobes ..... 78



**Optional integration of numbering:** With self-adhesive film in the embossed label holder (optional).



**Exchangeable fronts:** (can also be retrofitted!) Choice of steel or decor doors (MDF or phenolic HPL). Door opening limiters are a standard feature with decor doors.



**C+P double coat hooks:** Oval special changing room rail with twist-proof double sliding hooks. Can support a large load and is very easy to use.

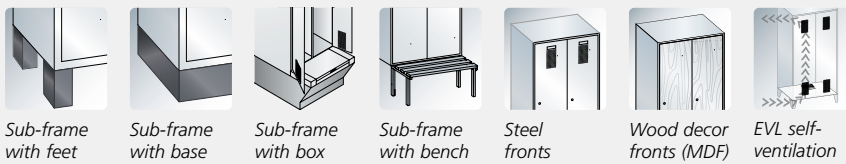


**Easy-to-clean ventilation hole pattern:** Thanks to the smooth outer front (no protruding louvers).

# S 3000 EVOLO

## The S 3000 Evolo series offers:

- Increased anti-burglary protection thanks to extremely warp-resistant doors and a special profile on the body interior – for high stability and an easy, convenient way to remove clothing
- Sturdy steel construction with high-quality enamel coating
- 2 compartment widths, 5 different box heights
- Sub-frame alternatively with feet, base, storage box, or bench
- Ventilation ensured by EVL (Evolu Ventilation Concept)
- Doors hinged right, borne on hinge pins, with easy-to-clean hole pattern and embossed label holder for optional integration of numbering
- Convenient doorstop silencers for pleasant closing behavior



### Lockers with feet

on feet 150 mm high, depth 500 mm.  
Clear opening dimensions per door:  
1600 x 245/345 x 465 mm (H x W x D)



#### 1. Dimensions and door material



	300	400	600	800
Width	300	400	600	800
Height	1850	1850	1850	1850
Compartments	1 x 300	1 x 400	2 x 300	2 x 400
CSC	2	3	4	5
Order no.	49010-10	49010-12	49010-20	49010-22
Price				

### Lockers with base

on base 100 mm high, depth 500 mm.  
Clear opening dimensions per door:  
1600 x 245/345 x 465 mm (H x W x D)



#### 1. Dimensions and door material



	300	400	600	800
Width	300	400	600	800
Height	1800	1800	1800	1800
Compartments	1 x 300	1 x 400	2 x 300	2 x 400
CSC	2	3	4	5
Order no.	49020-10	49020-12	49020-20	49020-22
Price				



+	MDF decor doors	Thickness 18 mm				
		+ Order no.	+ 49110-750	+ 49112-750	+ 49120-750	+ 49122-750
		+ Addtl. charge				



+	HPL decor doors	Thickness 13 mm				
		+ Order no.	+ 49110-730	+ 49112-730	+ 49120-730	+ 49122-730
		+ Addtl. charge				

#### 2. Body color (see end of catalog for color overview)

Please choose ..... 487

#### 3. Door color (door decor for MDF or phenolic HPL design if applicable)

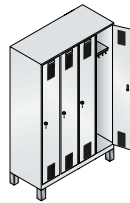
Please choose ..... 487



# Lockers



- Decor doors (MDF and phenolic HPL) as standard with door opening limiter 90° made from special heavy-duty, plastic-coated stainless steel cable
- **Elegant, slim sides create a uniform appearance when set up in a row (no wide strips at the locker joints)**
- Exchangeable front concept with steel, phenolic HPL, or MDF decor doors, can also be retrofitted
- Interior is easy to clean because compartment shelves can be swept out smoothly (models 49030/49040 with cleaning openings)
- Storage shelf with roll-away protection at the back and sturdy wardrobe rail made of oval profile, 3 twist-proof sliding hooks with system holder, e.g. for coat hangers or movable partitions
- Ergonomic safety turning bolt latch for padlock with door protection as practical basic fitting
- **Locker feet (e.g. in models 49010) made of plastic = improved corrosion protection!**
- Feet in light gray with body color RAL 7035, in black with all other body colors
- **Slot-in shoe shelf, can be easily retrofitted by users**
- **Optimum air circulation due to defined ventilation spaces in front of and behind the storage shelf**



1.	<b>900</b>	<b>1200</b>	<b>1200</b>
	1850	1850	1850
	3 x 300	3 x 400	4 x 300
	5	6	6
	<b>49010-30</b>	<b>49010-32</b>	<b>49010-40</b>



1.	<b>900</b>	<b>1200</b>	<b>1200</b>
	1800	1800	1800
	3 x 300	3 x 400	4 x 300
	5	6	6
	<b>49020-30</b>	<b>49020-32</b>	<b>49020-40</b>

+	+ 49130-750	+ 49132-750	+ 49140-750
---	-------------	-------------	-------------

+	+ 49130-730	+ 49132-730	+ 49140-730
---	-------------	-------------	-------------

+	<b>Accessories</b> Additional fittings, locks .....	<b>81</b>	-	<b>85</b>
---	--	-----------	---	-----------



Order no. 49010-22 (with feet)



**Lockers for schools and child care facilities**

see from page ..... **148**

Optional:  
**Decor fronts (MDF)**  
You can choose from the following decors:



Danube maple    Sen ash    Oak Sereno

# S 3000 EVOLO

## Lockers with bench

Bench slats for models 49030, 49040 and 49050 made of hard beechwood as standard, approx. 60 x 35 mm in side-face, planed on all sides, rounded at the top, finished with clear varnish, with natural color differences. Plastic bench slats are available at no additional charge. Standard color of the bench underframes: black gray RAL 7021. Benches with adjustable floor gliders for easy level adjustment (10 mm). Locker and bench are delivered separately for easy DIY assembly.

**Bench height: 420 mm**  
**Bench depth: 315 mm**  
**Locker depth: 500/815 mm**

For general description of the lockers see page 56/57.

### Lockers with bench in front

on feet 150 mm high, with doors reduced in size, depth 500 mm. Clear opening dimensions per door:

1315 x 245/345 x 465 mm (H x W x D)



#### 1. Dimensions and door material



	300	400	600	800
Width	300	400	600	800
Height	1850	1850	1850	1850
Compartments	1 x 300	1 x 400	2 x 300	2 x 400
CSC	2	3	4	5
Order no.	<b>49030-10</b>	<b>49030-12</b>	<b>49030-20</b>	<b>49030-22</b>
Price				

### Lockers with lowered bench underframe

with doors reduced in size, depth 500 mm. Clear opening dimensions per door:

1315 x 245/345 x 465 mm (H x W x D)



#### 1. Dimensions and door material



	300	400	600	800
Width	300	400	600	800
Height	1850	1850	1850	1850
Compartments	1 x 300	1 x 400	2 x 300	2 x 400
CSC	2	3	4	5
Order no.	<b>49040-10</b>	<b>49040-12</b>	<b>49040-20</b>	<b>49040-22</b>
Price				

### Lockers with bench underneath

Clear opening dimensions per door:

1600 x 245/345 x 465 mm (H x W x D)



#### 1. Dimensions and door material



	300	400	600	800
Width	300	400	600	800
Height	2090	2090	2090	2090
Compartments	1 x 300	1 x 400	2 x 300	2 x 400
CSC	2	3	4	5
Order no.	<b>49050-10</b>	<b>49050-12</b>	<b>49050-20</b>	<b>49050-22</b>
Price				



MDF decor doors	Thickness 18 mm				
+ Order no.		+ 49110-750	+ 49112-750	+ 49120-750	+ 49122-750
+ Addtl. charge					



HPL decor doors	Thickness 13 mm				
+ Order no.		+ 49110-730	+ 49112-730	+ 49120-730	+ 49122-730
+ Addtl. charge					

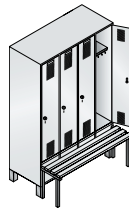
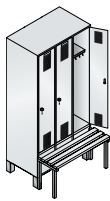
#### 2. Body color (see end of catalog for color overview)

Please choose ..... [487](#)

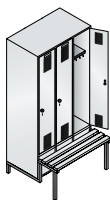
#### 3. Door color (door decor for MDF or phenolic HPL design if applicable)

Please choose ..... [487](#)

<b>+ Bench slats made of plastic</b>	Light gray	Blue gray	Black gray
+ Order no.	+ 8000-7035	+ 8000-7031	+ 8000-7021
+ Addtl. charge			



<b>1.</b>	<b>900</b>	<b>1200</b>	<b>1200</b>
	1850	1850	1850
	3 x 300	3 x 400	4 x 300
	5	6	6
	<b>49030-30</b>	<b>49030-32</b>	<b>49030-40</b>



<b>1.</b>	<b>900</b>	<b>1200</b>	<b>1200</b>
	1850	1850	1850
	3 x 300	3 x 400	4 x 300
	5	6	6
	<b>49040-30</b>	<b>49040-32</b>	<b>49040-40</b>



<b>1.</b>	<b>900</b>	<b>1200</b>	<b>1200</b>
	2090	2090	2090
	3 x 300	3 x 400	4 x 300
	5	6	6
	<b>49050-30</b>	<b>49050-32</b>	<b>49050-40</b>

<b>+</b>	+ 49130-750	+ 49132-750	+ 49140-750
----------	-------------	-------------	-------------

<b>+</b>	+ 49130-730	+ 49132-730	+ 49140-730
----------	-------------	-------------	-------------

<b>+</b> Accessories			
Additional fittings, locks .....			<b>81</b> - <b>85</b>



Order no. 49030-40



Order no. 49040-30  
+ 49130-750 (MDF decor doors)



Order no. 49050-22  
+ 8000-7035 (plastic bench slats)  
+ 2 x 8052-7010 (shoe rack)

<b>+</b> Shoe rack			
for models 49030, 49050 .....			<b>82</b>



# S 3000 EVOLO

## Lockers with pairs of doors closing in the middle

For joint lock of two compartments to be used by one person, for example for storing **street clothes and work clothing**, storage shelf, continuous through 2 compartments. Bench slats for models 49032 and 49042 made of hard beechwood as standard, approx. 60 x 35 mm in side-face, planed on all sides, rounded at the top, finished with clear varnish, with natural color differences. Bench slats made of plastic in light gray, blue gray, or black gray available for no additional charge. Standard color for bench bases: Black gray RAL 7021. Benches with adjustable floor gliders for easy level adjustment (10 mm). All doors with turning bolt latch for padlock use. Locker and bench are delivered separately for easy DIY assembly.

For general description of the lockers see page 56/57.

### Lockers with benches

**Bench height: 420 mm**

**Bench depth: 315 mm**

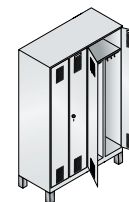
**Locker depth: 500/815 mm**



Order no. 49022-20

## Lockers with feet

on feet 150 mm high, depth 500 mm.  
Clear opening dimensions per door:  
1600 x 245/345 x 465 mm (H x W x D)



### 1. Dimensions and door material



	600	800	1200
Width	600	800	1200
Height	1850	1850	1850
Compartments	2 x 300	2 x 400	4 x 300
for no. of persons	1	1	2
CSC	4	5	6
Order no.	<b>49012-20</b>	<b>49012-22</b>	<b>49012-40</b>
Price			

## Lockers with base

on base 100 mm high, depth 500 mm.  
Clear opening dimensions per door:  
1600 x 245/345 x 465 mm (H x W x D)



### 1. Dimensions and door material



	600	800	1200
Width	600	800	1200
Height	1800	1800	1800
Compartments	2 x 300	2 x 400	4 x 300
for no. of persons	1	1	2
CSC	4	5	6
Order no.	<b>49022-20</b>	<b>49022-22</b>	<b>49022-40</b>
Price			

### + MDF decor doors



Thickness 18 mm			
+ Order no.	+ 49120-750	+ 49122-750	+ 49140-750
+ Addtl. charge			

### + HPL decor doors



Thickness 13 mm			
+ Order no.	+ 49120-730	+ 49122-730	+ 49140-730
+ Addtl. charge			

### 2. Body color (see end of catalog for color overview)

Please choose ..... 487

### 3. Door color (door decor for MDF or phenolic HPL design if applicable)

Please choose ..... 487

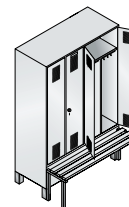



<b>+ Bench slats made of plastic</b>	Light gray	Blue gray	Black gray
+ Order no.	+ 8000-7035	+ 8000-7031	+ 8000-7021
+ Addtl. charge			

Order no. 49032-40

## Lockers with bench in front

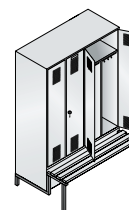
on feet 150 mm high, with doors reduced in size, depth 500 mm.  
Clear opening dimensions per door:  
1315 x 245/345 x 465 (H x W x D)




<b>1. Dimensions and door material</b>	Width	<b>600</b>	<b>800</b>	<b>1200</b>
	Height	1850	1850	1850
	Compartments	2 x 300	2 x 400	4 x 300
	for no. of persons	1	1	2
	CSC	4	5	6
	Order no.	<b>49032-20</b>	<b>49032-22</b>	<b>49032-40</b>
	Price			

## Lockers with lowered bench underframe

with doors reduced in size, depth 500 mm.  
Clear opening dimensions per door:  
1315 x 245/345 x 465 (H x W x D)



<b>1. Dimensions and door material</b>	Width	<b>600</b>	<b>800</b>	<b>1200</b>
	Height	1850	1850	1850
	Compartments	2 x 300	2 x 400	4 x 300
	for no. of persons	1	1	2
	CSC	4	5	6
	Order no.	<b>49042-20</b>	<b>49042-22</b>	<b>49042-40</b>
	Price			

<b>+ MDF decor doors</b>	Thickness 18 mm			
	+ Order no.	+ 49120-750	+ 49122-750	+ 49140-750
	+ Addtl. charge			
<b>+ HPL decor doors</b>	Thickness 13 mm			
	+ Order no.	+ 49120-730	+ 49122-730	+ 49140-730
	+ Addtl. charge			

<b>+ Accessories</b>	Additional fittings, locks ..... <b>81</b> - <b>85</b>	<b>+ Shoe rack</b> for models 49032 ..... <b>82</b>
----------------------	--	--

CSC = color surcharge code number

MDF = medium-density fiberboard  
HPL = high-pressure laminate

# S 3000 EVOLO

## Lockers with pairs of doors closing in the middle

For joint lock of two compartments to be used by one person, for example for storing **street clothes and work clothing**. Storage shelf, continuous through 2 compartments. Bench slats for models 49052 made of hard beechwood as standard, approx. 60 x 35 mm in side-face, planed on all sides, rounded at the top, finished with clear varnish, with natural color differences. Bench slats made of plastic in light gray, blue gray, or black gray available for no additional charge (standard color light gray). Standard color of the bench bases: Black gray RAL 7021. Benches and box with adjustable floor gliders for easy level adjustment (10 mm). All doors with turning bolt latch for padlock use. Locker and bench are delivered separately for easy DIY assembly.

For general description of the lockers see page 56/57.

**Models 49052**  
**Bench height: 420 mm**  
**Bench depth: 315 mm**  
**Locker depth: 500/815 mm**

**Models 49056**  
**Bench height: 452 mm**  
**Bench depth: 315 mm**  
**Locker depth: 500/815 mm**



Order no. 49052-40

## Lockers with bench underneath


Depth 500 mm.  
 Clear opening dimensions per door:  
 1600 x 245/345 x 465 mm (H x W x D)



### 1. Dimensions and door material

	600	800	1200
Width	600	800	1200
Height	2090	2090	2090
Compartments	2 x 300	2 x 400	4 x 300
for no. of persons	1	1	2
CSC	4	5	6
Order no.	<b>49052-20</b>	<b>49052-22</b>	<b>49052-40</b>
Price			

Steel doors







Order no. 49056-40



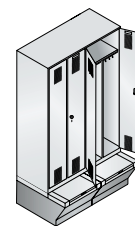
**Practical storage box** for shoes, helmets, bags, etc. This allows the storage space under the seat to be used optimally - not to mention easy cleaning!



The seat made of solid beech wood (optional available in phenolic HPL also) also serves as a flap and can be opened only by the owner of the locker.

## Lockers with storage box underneath

Depth 500 mm. Seat made of solid beech wood.  
Clear opening dimensions per door:  
1600 x 245/345 x 465 mm (H x W x D)



### 1. Dimensions and door material or seat material

Steel doors

Width	600	800	1200
Height	2090	2090	2090
Compartments	2 x 300	2 x 400	4 x 300
for no. of persons	1	1	2
CSC	4	5	6
Order no.	<b>49056-20</b>	<b>49056-22</b>	<b>49056-40</b>
Price			

### + MDF decor doors



Thickness 18 mm  
+ Order no.  
+ Addtl. charge

+ 49120-750

+ 49122-750

+ 49140-750

### + HPL decor doors



Thickness 13 mm  
+ Order no.  
+ Addtl. charge

+ 49120-730

+ 49122-730

+ 49140-730

### + Seat made of phenolic HPL in white



Thickness 13 mm  
+ Order no.  
+ Addtl. charge

+ 495620-730

+ 495622-730

+ 495640-730

### 2. Body color

(see end of catalog for color overview)



Please choose ..... 487

### 3. Door color

(door decor for MDF or phenolic HPL design if applicable)



Please choose ..... 487

### + Accessories

Additional fittings, locks ..... 81 - 85

### + shoe rack

for models 49052 ..... 82

## Lockers with one door over two compartments

for storing **street clothes and work clothing**. Bench slats for models 49250 made of hard beechwood as standard, approx. 60 x 35 mm in side-face, planed on all sides, rounded at the top, finished with clear varnish, with natural color differences. Bench slats made of plastic in light gray, blue gray, or black gray available for no additional charge (standard color light gray). Standard color of the bench bases: Black gray RAL 7021. Benches with adjustable floor gliders for easy level adjustment (10 mm). One door with turning bolt latch locks two compartments at the same time. Storage shelf to the left and right of the inside partition, sturdy wardrobe rail made of oval profile and 3 twist-proof sliding hooks. Locker and bench are delivered separately for easy DIY assembly.

For general description of the lockers see page 56/57.

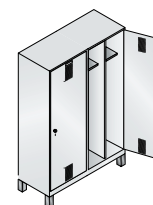
**Lockers with benches**  
**Bench height: 420 mm**  
**Bench depth: 315 mm**  
**Locker depth: 500/815 mm**



Order no. 49220-40

## Lockers with feet

on feet 150 mm high, depth 500 mm.  
 Clear opening dimensions per door:  
 1600 x 245 x 465 mm (H x W x D)



### 1. Dimensions and door material



Width	<b>600</b>	<b>1200</b>
Height	1850	1850
Compartments	2 x 300	4 x 300
for no. of persons	1	2
CSC	4	6
Order no.	<b>49210-20</b>	<b>49210-40</b>
Price		

### 2. Body and door color

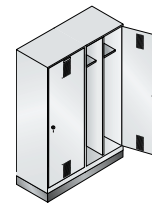
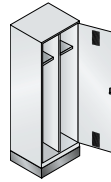


Please select (see end of catalog for color overview) ..... 487



## Lockers with base

on base 100 mm high, depth 500 mm.  
Clear opening dimensions per door:  
1600 x 245 x 465 mm (H x W x D)



### 1. Dimensions and door material

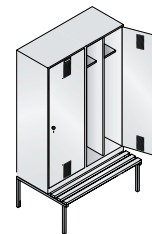
	600	1200
Width	600	1200
Height	1800	1800
Compartments	2 x 300	4 x 300
for no. of persons	1	2
CSC	4	6
Order no.	<b>49220-20</b>	<b>49220-40</b>
Price		

Steel doors



## Lockers with bench underneath

Depth 500 mm.  
Clear opening dimensions per door:  
1600 x 245 x 465 (H x W x D)



### 1. Dimensions and door material

	600	1200
Width	600	1200
Height	2090	2090
Compartments	2 x 300	4 x 300
for no. of persons	1	2
CSC	4	6
Order no.	<b>49250-20</b>	<b>49250-40</b>
Price		

Steel doors



+ Bench slats made of plastic	Light gray	Blue gray	Black gray
	+ Order no.	+ 8000-7035	+ 8000-7031
+ Addtl. charge			

+ Accessories	
Additional fittings, locks .....	81 - 85

+ Shoe rack	
for models 49250 .....	82



Order no. 49250-40  
+ 8000-7035 (with  
plastic bench slats)

CSC = color surcharge code number



# S 3000 EVOLO

## Laundry lockers and cleaning cabinets

Doors closing in the middle with a joint turning bolt latch for padlock, shelves not height adjustable.  
For general description of the lockers see page 56/57.

**+ Doors smooth**  
for all S 3000 Evolo locker models without louvers, without label holder, very easy to clean



Design	smooth
+ Order no.	+ 8001-303
+ Addtl. charge	



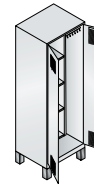
Order no. 49060-20



Order no. 49120-00

## Lockers with feet

on feet 150 mm high, depth 500 mm



### 1. Dimensions and door material

	600	800	600	800
Width	600	800	600	800
Height	1850	1850	1850	1850
Compartments	2 x 300	2 x 400	2 x 300	2 x 400
Description	<b>Laundry lockers</b> 4 shelves on the left, storage shelf on the right with sturdy wardrobe rail made of oval profile and 3 twist-proof sliding hooks		<b>Cleaning equipment cabinet</b> 4 compartments to the left of the shortened partition, sturdy rod made of oval profile on the right with 6 twist-proof sliding hooks	



Steel doors	CSC	4	5	4	5
	Order no.	49060-20	49060-22	49110-00	49110-02
	Price				


## Lockers with base

on base 100 mm high, depth 500 mm



### 1. Dimensions and door material

	600	800	600	800
Width	600	800	600	800
Height	1800	1800	1800	1800
Compartments	2 x 300	2 x 400	2 x 300	2 x 400
Description	see above		see above	



Steel doors	CSC	4	5	4	5
	Order no.	49160-20	49160-22	49120-00	49120-02
	Price				

**2. Body color** (see end of catalog for color overview)  
 Please choose ..... **487**

**3. Door color** (door decor for MDF or phenolic HPL design if applicable)  
 Please choose ..... **487**

**+ Accessories**  
 Additional fittings, locks ..... **81** - **85**

# Multi-purpose lockers

## Laundry and storage lockers

Doors with turning bolt latch, shelves not height adjustable.

For general description of the lockers see page 56/57.



Order no. 49020-20B



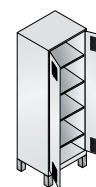
Order no. 49022-20B



Order no. 49222-20B

## Lockers with feet

on feet 150 mm high, depth 500 mm



### 1. Dimensions and door material

	600	800	600	800	600
Width	600	800	600	800	600
Height	1850	1850	1850	1850	1850
Compartments	2 x 300	2 x 400	2 x 300	2 x 400	1 x 600
Description	with <b>individually lockable doors</b> (both hinged right)		with <b>doors closing in the middle</b> (joint lock)		with <b>doors closing in the middle</b> without partition, 4 full-width shelves, (2-bolt latch)

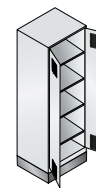
Steel doors



CSC	4	5	4	5	4
Order no.	<b>49010-20B</b>	<b>49010-22B</b>	<b>49012-20B</b>	<b>49012-22B</b>	<b>49212-20B</b>
Price					

## Lockers with base

on base 100 mm high, depth 500 mm



### 1. Dimensions and door material

	600	800	600	800	600
Width	600	800	600	800	600
Height	1800	1800	1800	1800	1800
Compartments	2 x 300	2 x 400	2 x 300	2 x 400	1 x 600
Description	see above		see above		see above

Steel doors



CSC	4	5	4	5	4
Order no.	<b>49020-20B</b>	<b>49020-22B</b>	<b>49022-20B</b>	<b>49022-22B</b>	<b>49222-20B</b>
Price					



+ MDF decor doors  
Thickness 18 mm  
+ Order no. + 49120-750 + 49122-750 + 49120-750 + 49122-750 -  
+ Addtl. charge

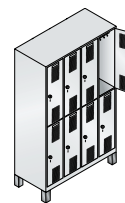
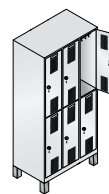


+ HPL decor doors  
Thickness 13 mm  
+ Order no. + 49120-730 + 49122-730 + 49120-730 + 49122-730 -  
+ Addtl. charge



## Lockers with feet

on feet 150 mm high, depth 500 mm.  
Clear opening dimensions per door:  
813 x 245/345 x 465 mm (H x W x D)



### 1. Dimensions and door material

	600	800	900	1200	1200
Width	600	800	900	1200	1200
Height	1850	1850	1850	1850	1850
Compartments	2 x 300	2 x 400	3 x 300	3 x 400	4 x 300
Steel doors	CSC 4 Order no. <b>49310-20</b> Price	5 Order no. <b>49310-22</b>	5 Order no. <b>49310-30</b>	6 Order no. <b>49310-32</b>	6 Order no. <b>49310-40</b>

+

MDF decor doors



Thickness 18 mm

+ Order no.

+ Addtl. charge

+ 49220-750

+ 49222-750

+ 49230-750

+ 49232-750

+ 49240-750

+

HPL decor doors



Thickness 13 mm

+ Order no.

+ Addtl. charge

+ 49220-730

+ 49222-730

+ 49230-730

+ 49232-730

+ 49240-730

### 2. Body color (see end of catalog for color overview)

Please choose ..... 487

### 3. Door color (door decor for MDF or phenolic HPL design if applicable)

Please choose ..... 487



# Double-tier lockers

## Double-tier lockers with turning bolt latch

Lockers, double-tier, 2 compartments on top of one another, 1 door per compartment, sturdy wardrobe rail made of oval profile and 3 twist-proof sliding hooks, doors with turning bolt latch for padlock, decor doors with door opening limiter as a standard fitting.

For general description of the lockers see page 56/57.



Lockers for schools and child care facilities

see from page ..... 148



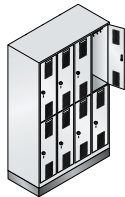
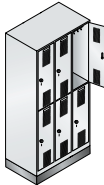
Order no. 49310-22  
+ 49222-750 (MDF decor doors)



Order no. 49320-30

## Lockers with base

on base 100 mm high, depth 500 mm.  
Clear opening dimensions per door:  
813 x 245/345 x 465 mm (H x W x D)



### 1. Dimensions and door material

	Width	600	800	900	1200	1200
	Height	1800	1800	1800	1800	1800
	Compartments	2 x 300	2 x 400	3 x 300	3 x 400	4 x 300
Steel doors	CSC	4	5	5	6	6
	Order no.	<b>49320-20</b>	<b>49320-22</b>	<b>49320-30</b>	<b>49320-32</b>	<b>49320-40</b>
	Price					

### + MDF decor doors



Thickness 18 mm						
+ Order no.	+ 49220-750	+ 49222-750	+ 49230-750	+ 49232-750	+ 49240-750	
+ Addtl. charge						

### + HPL decor doors



Thickness 13 mm						
+ Order no.	+ 49220-730	+ 49222-730	+ 49230-730	+ 49232-730	+ 49240-730	
+ Addtl. charge						

### + Accessories

Additional fittings, locks ..... 81 - 85

CSC = color surcharge code number

MDF = medium-density fiberboard  
HPL = high-pressure laminate

## Double-tier lockers with turning bolt latches

Lockers, double-tier, 2 compartments on top of one another, 1 door per compartment, sturdy wardrobe rail made of oval profile and 3 twist-proof sliding hooks, doors with turning bolt latch for padlock. Bench slats for models 49350 made of hard beechwood as standard, approx. 60 x 35 mm in side-face, planed on all sides, rounded at the top, finished with clear varnish, with natural color differences. Bench slats made of plastic in light gray, blue gray, or black gray available for no additional charge (standard color light gray). Standard color of the bench bases: Black gray RAL 7021. Benches with adjustable floor gliders for easy level adjustment (10 mm).

Locker and bench are delivered separately for easy DIY assembly.

For general description of the lockers see page 56/57.



The C+P safety turning bolt cannot be overwound because it "spins" when it is closed, thus preventing tampering!

The cylinder lock engages only when the padlock is removed, and the door can be opened simply by turning the knob. For bolt lock size 6-8 mm.

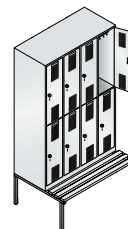
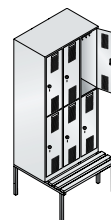
In all Evolo steel lockers as standard!



Order no. 49350-30

## Lockers with bench underneath

Bench height 420 mm, bench depth 315 mm, locker depth 500/815 mm. Clear opening dimensions per door: 813 x 245/345 x 465 mm (H x W x D)



### 1. Dimensions and door material



	600	800	900	1200	1200
Width	600	800	900	1200	1200
Height	2090	2090	2090	2090	2090
Compartments	2 x 300	2 x 400	3 x 300	3 x 400	4 x 300
Steel doors	CSC	CSC	CSC	CSC	CSC
Order no.	49350-20	49350-22	49350-30	49350-32	49350-40
Price					

### + MDF decor doors



Thickness 18 mm					
+ Order no.	+ 49220-750	+ 49222-750	+ 49230-750	+ 49232-750	+ 49240-750
+ Addtl. charge					

### + HPL decor doors



Thickness 13 mm					
+ Order no.	+ 49220-730	+ 49222-730	+ 49230-730	+ 49232-730	+ 49240-730
+ Addtl. charge					

### 2. Body color (see end of catalog for color overview)

Please choose ..... 487

### 3. Door color (door decor for MDF or phenolic HPL design if applicable)

Please choose ..... 487

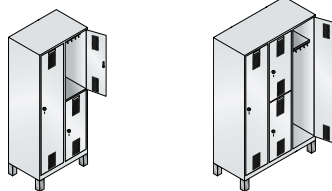
+ Shoe rack for models 48350 ..... 82

## Combination lockers with turning bolt latches

**Models 49600 with turning bolt latches**, compartment width 400 mm. The ideal solution for offering single-tier and double-tier compartments in the same locker! **Combination cabinets, single- and double-tier.** Single-tier: 1 door per compartment, storage shelf with sturdy wardrobe rail made of oval profile and 3 twist-proof sliding hooks. Double-tier: 2 compartments on top of one another, 1 door per compartment, sturdy wardrobe rail made of oval profile and 3 twist-proof sliding hooks, doors with turning bolt latch for padlock. For bench slats for models 49650, see left. For general description of the lockers see page 56/57.

### Lockers with feet

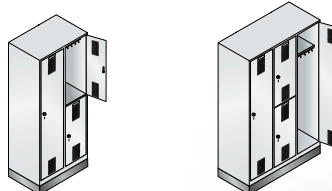
on feet 150 mm high, depth 500 mm.  
Clear opening dimensions per door:  
1600/813 x 345 x 465 mm (H x W x D)



1. Dimensions and door material	Width	800	1200
	Height	1850	1850
Compartment	2 x 400	3 x 400	3 x 400
Steel doors	CSC	5	6
	Order no.	49610-22	49610-32
	Price		

### Lockers with base

on base 100 mm high, depth 500 mm.  
Clear opening dimensions per door:  
1600/813 x 345 x 465 mm (H x W x D)



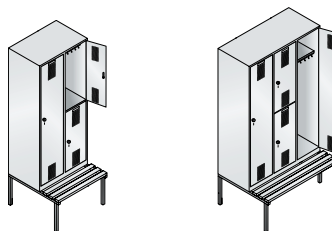
1. Dimensions and door material	Width	800	1200
	Height	1800	1800
Compartment	2 x 400	3 x 400	3 x 400
Steel doors	CSC	5	6
	Order no.	49620-22	49620-32
	Price		



Order no. 49620-22  
+ 49622-750 (MDF decor doors)

### Lockers with bench underneath

Bench height 420 mm, bench depth 315 mm,  
locker depth 500/815 mm.  
Clear opening dimensions per door:  
1600/813 x 345 x 465 mm (H x W x D)



1. Dimensions and door material	Width	800	1200
	Height	2090	2090
Compartment	2 x 400	3 x 400	3 x 400
Steel doors	CSC	5	6
	Order no.	49650-22	49650-32
	Price		

+ MDF decor doors	Thickness 18 mm + Order no. + Addtl. charge	+ 49622-750	+ 49632-750
+ HPL decor doors	Thickness 13 mm + Order no. + Addtl. charge	+ 49622-730	+ 49632-730

+ Accessories	Additional fittings, locks .....	81	- 85
---------------	----------------------------------	----	------



Order no. 49610-32



# S 3000 EVOLO

## Box lockers




Doors single-walled smooth, without ventilation hole pattern and without label holders (if required please order additional plastic label holders, order no. 8500-15, page 49). Every door with cylinder lock and 2 keys. The bottoms of the compartments are generally finished in the color of the body. Decor door in Danube maple, Sen ash or Oak Sereno decor with black edge band, with door opening limiter as standard feature.

**Note:** For publicly accessible lockers, we recommend door opening limiters, see page 77.

### Lockers with 3 tiers

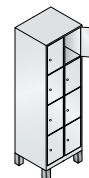
**on feet** 150 mm high, depth 500 mm.  
Clear opening dimensions per compartment:  
510 x 245/345 x 465 mm (H x W x D)






1. Dimensions and door material		300	400	600	800
	Width	300	400	600	800
	Height	1850	1850	1850	1850
	Compartments	1 x 300	1 x 400	2 x 300	2 x 400
	CSC	3	4	5	6
	Order no.	<b>49010-103</b>	<b>49010-123</b>	<b>49010-203</b>	<b>49010-223</b>
	Price				
+ 	Thickness 18 mm + Order no. + Addtl. charge	+ 49310-750	+ 49312-750	+ 49320-750	+ 49322-750
+ 	Thickness 13 mm + Order no. + Addtl. charge	+ 49310-730	+ 49312-730	+ 49320-730	+ 49322-730


### Lockers with 4 tiers

**on feet** 150 mm high, depth 500 mm.  
Clear opening dimensions per compartment:  
375 x 245/345 x 465 mm (H x W x D)




1. Dimensions and door material		300	400	600	800
	Width	300	400	600	800
	Height	1850	1850	1850	1850
	Compartments	1 x 300	1 x 400	2 x 300	2 x 400
	CSC	3	4	5	6
	Order no.	<b>49010-104</b>	<b>49010-124</b>	<b>49010-204</b>	<b>49010-224</b>
	Price				
+ 	Thickness 18 mm + Order no. + Addtl. charge	+ 49410-750	+ 49412-750	+ 49420-750	+ 49422-750
+ 	Thickness 13 mm + Order no. + Addtl. charge	+ 49410-730	+ 49412-730	+ 49420-730	+ 49422-730

### 2. Body color (see end of catalog for color overview)

 Please choose ..... **487**

### 3. Door color (door decor for MDF or phenolic HPL design if applicable)

 Please choose ..... **487**

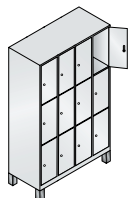
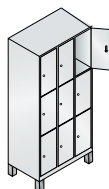
### + Accessories

Additional fittings, locks ..... **81** - **85**

# Box lockers

**+** **Base**  
instead of feet, design  
in body color, 100 mm  
base height, locker  
height 1800 mm

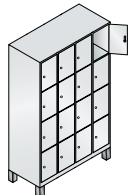
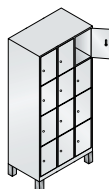
Width	300	400	600	800	900	1200
Order no.	49020-...	49020-...	49020-...	49020-...	49020-...	49020-...
+ Addtl. charge						



1.	900	1200	1200
	1850	1850	1850
	3 x 300	3 x 400	4 x 300
	6	7	7
	<b>49010-303</b>	<b>49010-323</b>	<b>49010-403</b>

<b>+</b>	+ 49330-750	+ 49332-750	+ 49340-750
----------	-------------	-------------	-------------

<b>+</b>	+ 49330-730	+ 49332-730	+ 49340-730
----------	-------------	-------------	-------------



1.	900	1200	1200
	1850	1850	1850
	3 x 300	3 x 400	4 x 300
	6	7	7
	<b>49010-304</b>	<b>49010-324</b>	<b>49010-404</b>

<b>+</b>	+ 49430-750	+ 49432-750	+ 49440-750
----------	-------------	-------------	-------------

<b>+</b>	+ 49430-730	+ 49432-730	+ 49440-730
----------	-------------	-------------	-------------



Order no. 49010-223



Order no. 49020-304

Optional: **Decor fronts** (MDF)  
You can choose from  
the following decors:



Danube maple



Sen ash

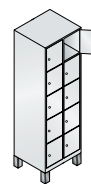


Oak Sereno



## Lockers with 5 tiers

on feet 150 mm high, depth 500 mm.  
Clear opening dimensions per compartment:  
295 x 245/345 x 465 mm (H x W x D)



### 1. Dimensions and door material



	300	400	600	800
Width	300	400	600	800
Height	1850	1850	1850	1850
Compartments	1 x 300	1 x 400	2 x 300	2 x 400
CSC	4	5	6	7
Order no.	<b>49010-105</b>	<b>49010-125</b>	<b>49010-205</b>	<b>49010-225</b>
Price				



Thickness 18 mm				
+ Order no.	+ 49510-750	+ 49512-750	+ 49520-750	+ 49522-750
+ Addtl. charge				



Thickness 13 mm				
+ Order no.	+ 49510-730	+ 49512-730	+ 49520-730	+ 49522-730
+ Addtl. charge				

### 2. Body color (see end of catalog for color overview)



Please choose ..... 487

**Box lockers**

Doors single-walled smooth, without ventilation hole pattern and without label holders (if required please order additional plastic label holders, order no. 8500-15, page 49).

Every door with cylinder lock and 2 keys. The bottoms of the compartments are generally finished in the color of the body. Decor door in Danube maple, Sen ash or Oak Sereno decor with black edge band, with door opening limiter as standard feature.

For general description of the lockers see page 56/57.

**Note:**

For publicly accessible lockers, we recommend door opening limiters, see page 77.

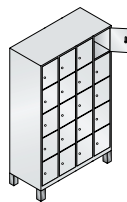
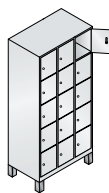


Order no. 49020-325  
+ 49532-750 (MDF decor doors)



**S 3000 Evolo  
laptop lockers**

197



1.	<b>900</b>	<b>1200</b>	<b>1200</b>
	1850	1850	1850
	3 x 300	3 x 400	4 x 300
	7	8	8
	<b>49010-305</b>	<b>49010-325</b>	<b>49010-405</b>
	<hr/>		
+	+ 49530-750	+ 49532-750	+ 49540-750
	<hr/>		
+	+ 49530-730	+ 49532-730	+ 49540-730
	<hr/>		

+ **Base**  
instead of feet,  
steel design,  
100 mm high



Color (standard)	Body color
Locker height	1800
Order no.	49020-...
+ Addtl. charge	see page 73

3. **Door color** (door decor for MDF or phenolic HPL design if applicable)



Please choose ..... 487

+ **Accessories**

Additional fittings, locks ..... 81 - 85

CSC = color surcharge code number

MDF = medium-density fiberboard  
HPL = high-pressure laminate





## Top lockers

Doors single-walled smooth, without ventilation hole pattern and without label holders (if required please order additional plastic label holders, order no. 8500-15, page 49).

Compartment width of 400 mm also suitable for motorcycle helmets.

**Doors with turning bolt latches.**



Turning bolt latch standard with door protection



Order no. 49090-30 (top locker)



Order no. 49092-20 (top locker)

## Top lockers

Depth 500 mm. Clear opening dimensions per door: 430 x 245/345 x 465 mm (H x W x D)



### 1. Dimensions and door material



Width	300	400	600	800
Height	500	500	500	500
Compartments	1 x 300	1 x 400	2 x 300	2 x 400
CSC	1	1	2	2
Order no.	<b>49090-10</b>	<b>49090-12</b>	<b>49090-20</b>	<b>49090-22</b>
Price				



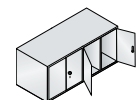
Thickness 18 mm				
+ Order no.	+ 490910-750	+ 490912-750	+ 490920-750	+ 490922-750
+ Addtl. charge				



Thickness 13 mm				
+ Order no.	+ 490910-730	+ 490912-730	+ 490920-730	+ 490922-730
+ Addtl. charge				

## Top lockers

**with** doors closing in the middle, depth 500 mm. Clear opening dimensions per door: 430 x 245/345 x 465 mm (H x W x D)



### 1. Dimensions and door material

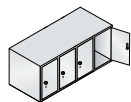
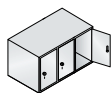


Width	600	800	1200
Height	500	500	500
Compartments	2 x 300	2 x 400	4 x 300
CSC	2	2	4
Order no.	<b>49092-20</b>	<b>49092-22</b>	<b>49092-40</b>
Price			

### 2. Body color (see end of catalog for color overview)



Please choose .....



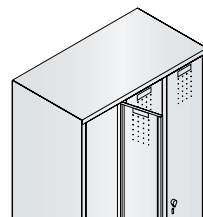
1.	900	1200	1200
	500	500	500
	3 x 300	3 x 400	4 x 300
	3	3	4
	<b>49090-30</b>	<b>49090-32</b>	<b>49090-40</b>
+	+ 490930-750	+ 490932-750	+ 490940-750
+	+ 490930-730	+ 490932-730	+ 490940-730

**+** **New door opening limiter 90°**  
made from special heavy-duty, plastic-coated stainless steel cable



Design	Price per door
+ Order no.	<b>+ 4900-700</b>
+ Addtl. charge	

### Without door opening limiter

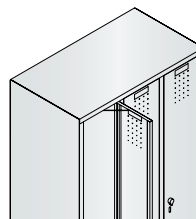


110°

- + For specifically assigned compartments
- + More freedom of movement for users
- Forceful over-extension of the door by opening it too far is possible
- Damage to usable space of adjacent locker is possible

### With door opening limiter 90°

(standard with decor doors)



90°

- + Recommended if lockers are frequently used by different persons
- + Prevents forceful over-extension of the door by opening it too far
- + No overlap with usable space of adjacent locker
- Less freedom of movement for users

### 3. Door color (door decor for MDF or phenolic HPL design if applicable)



Please choose .....

487

MDF = medium-density fiberboard  
HPL = high-pressure laminate

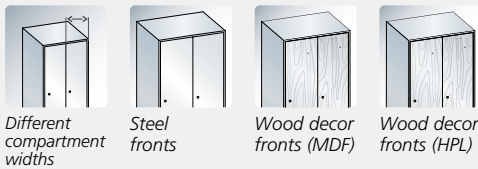
# S 3000 EVOLO

## The open wardrobes offer:

- Sturdy steel construction with high-quality enamel coating
- Steel doors single-walled smooth
- Alternatively: MDF or HPL decor doors in Danube maple, Sen ash or Oak Sereno decor with black edge band
- Plastic label holders optionally available, order no. 8500-15, see page 49
- Each compartment with cylinder lock and 2 keys
- Hat rack and shoe rack in black gray RAL 7021
- The bottoms of the compartments are generally finished in the body color.
- Delivered disassembled with detailed mounting instructions for easy DIY assembly



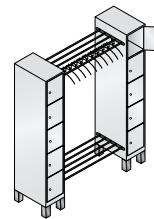
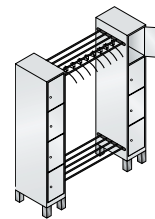
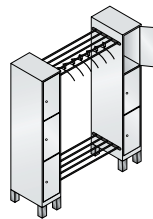
Order no. 49406-00  
+ 4940-20 (base)



Different compartment widths

## Locker with feet, compartment width 300 mm

On feet 150 mm high, depth 500 mm.  
Locker consisting of two box lockers, hat shelf and shoe rack made of square profile in between, with 6, 8, or 10 plastic coat hangers in black



### 1. Dimensions and door material

	1600	1600	1600
Width	1600	1600	1600
Height	1850	1850	1850
Compartments	2 x 300	2 x 300	2 x 300
Clear opening dimensions per door (H x W x D):	510 x 245 x 465 mm	375 x 245 x 465 mm	295 x 245 x 465 mm
Assembled box lockers	3 compartments models 49010-103	4 compartments models 49010-104	5 compartments models 49010-105
for no. of persons	6	8	10
CSC	6	6	8
Order no.	<b>49406-00</b>	<b>49408-00</b>	<b>49410-00</b>
Price			



Thickness 18 mm			
+ Order no.	+ 494060-750	+ 494080-750	+ 494100-750
+ Addtl. charge			
Thickness 13 mm			
+ Order no.	+ 494060-730	+ 494080-730	+ 494100-730
+ Addtl. charge			

### 2. Body color (see end of catalog for color overview)



Please choose .....

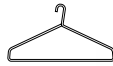
# Open wardrobes

- + **Base**  
instead of feet,  
steel design,  
100 mm high,  
in body color,  
with or without  
height adjustment



Design	without height adjustment	with height adjustment
Locker height	1800	1800
+ Order no.	+ 4940-20	+ 4940-21
+ Addtl. charge		

- + **Special coat hangers**  
in black, bulk



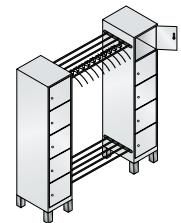
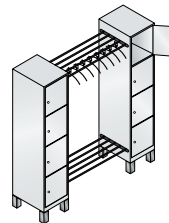
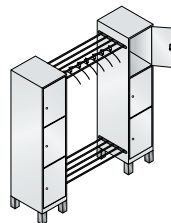
Design	plastic
+ Order no.	+ 8078-703
+ Addtl. charge	



Order no. 49408-02  
+ 494082-750 (MDF decor doors)

## Locker with feet, compartment width 400 mm

On feet 150 mm high, depth 500 mm.  
Locker consisting of two box lockers,  
hat shelf and shoe rack made of square profile  
in between, with 6, 8, or 10 plastic  
coat hangers in black



### 1. Dimensions and door material

	1800	1800	1800
Width	1800	1800	1800
Height	1850	1850	1850
Compartments	2 x 400	2 x 400	2 x 400
Clear opening dimensions per door (H x W x D):	510 x 345 x 465 mm	375 x 345 x 465 mm	295 x 345 x 465 mm
Assembled box lockers for no. of persons	3 compartments models 49010-123 6	4 compartments models 49010-124 8	5 compartments models 49010-125 10
Steel doors	CSC Order no. Price	8 <b>49406-02</b>	8 <b>49408-02</b>
		10 <b>49410-02</b>	

- + **MDF decor doors**



Thickness 18 mm			
+ Order no.	+ 494062-750	+ 494082-750	+ 494102-750
+ Addtl. charge			

- + **HPL decor doors**



Thickness 13 mm			
+ Order no.	+ 494062-730	+ 494082-730	+ 494102-730
+ Addtl. charge			

### 3. Door color (door decor for MDF or phenolic HPL design if applicable)



Please choose ..... 487



# S 3000 EVOLO

## Laundry collecting and dispensing lockers

**+ Laundry bags**  
made of 100% polyester,  
with 4 hanging loops,  
Packaging unit:  
5 pieces



Design

White

+ Order no.

+ 48270-7015

+ Addtl. charge



Order no. 48060-205



Order no. 48170-210

### Lockers with feet

on feet 150 mm high, depth 500 mm

**Attention!** Locker with integrated slope (order no. 8000-38) not possible

#### 1. Dimensions and design

Width	420	420	810	810	420
Height	1850	1850	1850	1850	1850
Doors	5	10	10	20	1
Clear opening dimensions H x W x D	per door 269 x 251 x 475	per door 126 x 251 x 475	per door 269 x 295 x 475	per door 126 x 295 x 475	per swing flap 282 x 270 x 475

Description

**Laundry dispensing lockers**  
with central door by which the entire column of compartments can be opened at once (e.g. for loading). Compartments and central doors with cylinder lock and 2 keys, longer delivery time

**Laundry collecting lockers**  
one swing flap at the top in the hinged door, hinged door with cylinder lock and 2 keys. Laundry bag retaining hooks inside

Steel doors

CSC

Order no.

Price

6  
**48060-105**

7  
**48060-110**

8  
**48060-205**

8  
**48060-210**

6  
**48070-210**

### Lockers with base

on base 100 mm high, depth 500 mm

**Attention!** Locker with integrated slope (order no. 8000-38) not possible

#### 1. Dimensions and design

Width	420	420	810	810	420
Height	1800	1800	1800	1800	1800
Doors	5	10	10	20	1
Clear opening dimensions H x W x D	per door 269 x 251 x 475	per door 126 x 251 x 475	per door 269 x 295 x 475	per door 126 x 295 x 475	per swing flap 282 x 270 x 475

Description

see above

see above

Steel doors

CSC

Order no.

Price

6  
**48160-105**

7  
**48160-110**

8  
**48160-205**

8  
**48160-210**

6  
**48170-210**

#### 2. Body and door color (see end of catalog for color overview)



Please choose ..... 487

#### + Accessories

Additional fittings, locks ..... 81 - 85

## The S 3000 Evolo accessory range offers:

The difference lies in the details! C+P offers a multitude of practical additional fittings and upgrading components. For you this means:

- All requirements can be met for a customized result
- Lockers "made-to-order" for the specific location
- All parts can be ordered separately (no additional charge packages, you only pay for what you need!)
- Many parts can also be retrofitted
- Excellent price-performance ratio thanks to C+P modular system

## Wet room design\*

electrolytically galvanized, enamel coated, compartment widths 300 and 400 mm, additional charge per compartment width

see also page 24

for lockers with	feet or base	bench
Order no.	<b>8000-20.</b>	<b>8000-21.</b>
+ Addtl. charge		



## Top locker bag unit

approx. 200 mm high for retrofitting, made of black gray MCPB material

Please consult us about your specific projects.



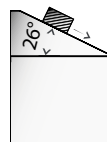
Order no. 49050-40 with additional fittings:

- 1 x 8000-7035 (plastic bench slats)
- 4 x 8050-7010 (shoe rack)
- 1 x 4934-70 (slope top)
- 4 x 8000-21 (electrolytically zinc-plated design)

## Slanted roof designs

Depth 500 mm

**Slope top**  
approx. 230 mm higher in the back for retroactive fitting



**Slope top**  
Can be retrofitted later, prevents objects from being left on top



Compartment width for number of compartments	300/400	300/400	300/400	300
CSC	1	2	3	4
Order no.	<b>4931/41-70</b>	<b>4932/42-70</b>	<b>4933/43-70</b>	<b>4934-70</b>
+ Addtl. charge				

## Door designs

Additional charge per door

### Doors smooth

without louvers, without label holders (ensure alternative ventilation e.g. using the ventilation hole pattern!)



Order no. **8001-303**

+ Addtl. charge

### Door with perforated panel

for models 49010-49090, compartment width 300/400 mm (square perforations approx. 23 mm with bars approx. 5 mm), 3-bolt latch recommended



Order no. **8001-323**

### Base

(not for open wardrobes on page 78/79)

Order no. + Addtl. charge

### Base with height adjustment



Order no. **4900-707**

\* longer delivery time possible

MCPB = Melamine coated particle board

# S 3000 EVOLO

## Partitions

below the storage shelf, additional charge per compartment

**made of steel**  
in swivel design,  
cannot be retrofitted



Partition H x W  
Order no.  
+ Addtl. charge

1000 x 460  
**0080-00**

**made of steel**  
in fixed design,  
cannot be retrofitted




1280 x 420  
**0092-00**

**made of translucent plastic,**  
movable and swivel design,  
low-maintenance



1210 x 300  
**4500-705**

**made of blue linen material**  
movable and swivel design,  
with several pockets



1170 x 450  
**4500-706**

## Additional fittings


**Shoe shelf**  
Steel,  
coated in black gray  
(installation height 250 mm)



Compartment width  
Order no.  
Price

300	400
<b>4900-765</b>	<b>4900-766</b>

**Security compartment inside\***  
(instead of the hat shelf)  
with cylinder lock,  
not possible for  
order no. 8000-38



300/400  
**8053-00**

**Mirror**  
to be mounted by the  
customer, price per door



small, W x H 110 x 90 mm	large, W x H 180 x 300 mm
-	-
<b>4500-761</b>	<b>4500-762</b>

**Standard coat hanger**  
Hardwood varnished  
in black (with special  
mounting)



-  
**8000-061**

## Additional fittings

Prices per door

**Towel holder**  
for mounting on doors hinged  
**on the right**



Design for  
Compartment width  
Order no.  
Price

Steel doors	Decor doors
300	300/400
<b>4900-770</b>	<b>4900-7703</b>

**Towel and shower gel holder**  
for mounting on doors hinged  
**on the right**



Steel doors	Decor doors
400	300/400
<b>4900-772</b>	<b>4900-7723</b>

**Flip-flop and shoe holder**  
(not suitable for lockers with storage  
box or partitions)



Steel doors	Decor doors
300	400
<b>4900-773</b>	<b>4900-7732</b>
<b>4900-7733</b>	

## Additional fittings

Prices per door

**Door opening limiter 90°**  
addtl. charge for **steel**  
doors, for user instructions  
see page 77



Compartment width  
Order no.  
Price

300	400
<b>4900-700</b>	<b>4900-702</b>

**Double sliding hooks**  
as replacement,  
per piece



-  
**8500-012**

**Shoe rack**  
for models with **built underneath**, retrofitting possible  
since May 1st 2012, addtl. charge  
per compartment



300	400
<b>8050-7010</b>	<b>8052-7010</b>

**Shoe rack**  
for models with  
bench **in front**, retrofitting  
not possible, addtl. charge  
per compartment



300	400
<b>8030-701</b>	<b>8032-701</b>

## Additional accessories

### Wall mount

with additional support bracket, price per compartment



Order no. **8000-34**  
Price

### Additional fittings in the locker

**Shoe tray**  
made of plastic, removable, with bottom spacers



Order no. **4500-707**  
Price

### Padlocks

for turning bolts and safety turning bolts, bolt size approx. 6 mm

Brass design, 2 keys, up to 300 different key numbers



Order no. **0002-10**  
Price

Brand lock in brass design with precision cylinder, 2 keys, up to 168,000 different key numbers



Order no. **0002-11**  
Price

High-gloss chrome-plated with number combination, without keys



Order no. **0002-12**  
Price



## Play it safe – with the new standard C+P safety turning bolt



### The problem

**Conventional turning bolt latches are highly susceptible to break-ins because the latch can be overwound.**

The burglar uses the padlock as a lever (the longer the shackle, the greater the leverage). Overwinding destroys the locking mechanism and opens the way to the locker compartment.



### The C+P solution

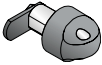



**The C+P safety turning bolt cannot be overwound because it "spins" when it is closed, thus preventing tampering!**

The cylinder lock engages only when the padlock is removed, and the door can be opened simply by turning the knob. For lock bolt size 6-8 mm.



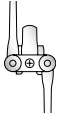
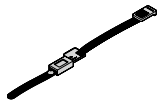


## Accessories for lockers

### Turning bolt latch and cylinder locks not for assembled box lockers

Prices per lock	Basic design		Optional					
	Turning bolt latch	Cylinder lock in black with 2 keys		Lock in moisture-proof design cylinder lock in black				
								
	for padlock incl. lock guard	up to 1000 different key numbers	up to 6000 different key numbers	via master key system <b>with</b> security certificate*	via master key system <b>without</b> security certificate*	up to 1000 different key numbers	via master key system <b>with</b> security certificate*	via master key system <b>without</b> security certificate*
Order no.	<b>4900-718</b>	<b>4900-721</b>	<b>4900-723</b>	<b>4900-724</b>	<b>4900-725</b>	<b>4900-7212</b>	<b>4900-7242</b>	<b>4900-7252</b>
Unit price								
+ Addtl. charge	Standard							

### Keys, locks, and wristband for cylinder locks

	Spare keys for cylinder lock		Master key for master key system		3-bolt latch**	Perlon wristband for cylinder locks
						
	Spare key for lock 4900-721	Spare key for lock 4900-723	<b>with</b> security certificate*	<b>without</b> security certificate*	with locking rods	Please indicate numbering from-to and list desired color no. <sup>1)</sup>
Order no.	<b>0006-21</b>	<b>0006-00</b>	<b>0011-00</b>	<b>0012-00</b>	<b>8000-23</b>	<b>8501-05..</b>
Price						

<sup>1)</sup> 51 black      56 gray  
 52 white      61 green  
 53 red        67 yellow  
 55 blue

<b>Locking no. according to customer requirements</b>	for cylinder lock (longer delivery time)
Additional charge per lock	
Order no.	<b>....-..99</b>
+ Addtl. charge	

## Additional accessories for all lockers

### Door protection and numbering



Design  
Order no.  
Price

**Door protection**  
also suitable for holding number plate model 4400-744. Only possible with cylinder lock models 4900-721, 4900-723, 4900-724, 4900-725



plastic  
**4400-742**

**Number plate** for easy DIY attachment above the door protection (please specify desired 3-digit numbering!), to be used only in conjunction with door protection, not suitable for coin-operated deposit locks



plastic  
**4400-744**








**SAFE-O-MAT locks** ..... **107** + **165**









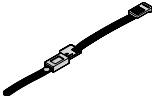
**Coin-operated deposit lock** ..... **107**

## Accessories for assembled box lockers

### Turning bolt latch and cylinder locks only for assembled box lockers

Prices per lock	Basic design		Optional					
	Cylinder lock	Cylinder lock in black with 2 keys	Lock in moisture-proof design cylinder lock in black		Turning bolt latch			
								
	up to 1000 different key numbers	up to 6000 different key numbers	via master key system <b>with</b> security certificate*	via master key system <b>without</b> security certificate*	up to 1000 different key numbers	via master key system <b>with</b> security certificate*	via master key system <b>without</b> security certificate*	for padlock incl. lock guard
Order no.	4900-721	4900-723	4900-724	4900-725	4900-7212	4900-7242	4900-7252	4900-718
Unit price								
+ Addtl. charge	Standard							

### Keys and wristband for cylinder locks

	Spare keys for cylinder lock		Spare key for master key system		Master key for master key system		Perlon wristband for cylinder locks
							
	Spare key for lock 4900-721	Spare key for lock 4900-723	<b>with</b> security certificate*	<b>without</b> security certificate*	<b>with</b> security certificate*	<b>without</b> security certificate*	Please indicate numbering from-to and list desired color no. <sup>1)</sup>
Order no.	0006-21	0006-00	0010-11	0006-00	0011-00	0012-00	8501-05..
Price							

<sup>1)</sup> 51 black 56 gray  
52 white 61 green  
53 red 67 yellow  
55 blue


## Additional accessories for all lockers

### Key ring

**Plastic key ring**  
with S-hook, Ø 30 mm,  
please indicate numbering

**Optional integrated numbering**  
thanks to self-adhesive film  
in the embossed label holder  
(please specify from-to  
numbering and indicate color<sup>2)</sup>)

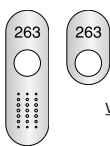
**Locker numbering**  
for **decor** doors (MDF  
and phenolic HPL), please  
specify from-to numbering  
and color <sup>3)</sup>



Design	black	white	aluminum color	self-adhesive	self-adhesive
Order no.	8502-0851	8502-0852	8502-0862	4900-701..	4900-749..
Price					

### Number plates

Please specify numbering



**Number plates**  
in lock area, self-adhesive,  
separate for easy DIY assembly

**with** integrated door protection,  
123 x 39 x 1.0 mm,  
**only suitable for cylinder locks**

**without** integrated door protection,  
68 x 39 x 1.0 mm,  
**only suitable for cylinder locks**

**Stainless steel number plate**  
self-adhesive, 30 x 50 x 1.0 mm

263

Design	plastic	Stainless steel	plastic	Stainless steel	Stainless steel
Order no.	4902-0601	4901-0601	4902-0611	4901-0611	8501-06
Price					

<sup>2)</sup> 51 black  
56 light gray  
65 white aluminum

<sup>3)</sup> 51 black  
52 white  
56 light gray  
65 white aluminum

# S 3000 EVOLO

## for childcare facilities

### The S 3000 Evolo series offers:

- Increased anti-burglary protection thanks to extremely warp resistant doors
- Sturdy steel construction with high-quality enamel coating
- All compartments are easy to reach for children, making them ideal for use in schools and childcare facilities
- Available in 2 designs with full-length doors and 2 doors on top of one another (double tier)
- Either feet or base as sub-frame
- Doors hinged right, borne on hinge pins, with easy-to-clean hole pattern and embossed label holder for optional integration of numbering
- Convenient doorstop silencers for pleasant closing behavior



Order no. 480103-20 (with feet)



Sub-frame with feet



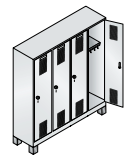
Sub-frame with base



Steel fronts

### Lockers with full-length doors

on **feet** 150 mm high, depth 300 mm.  
Clear opening dimensions per door:  
1105 x 230 x 265 mm (H x W x D)



#### 1. Dimensions and door material



	610	900	1190
Width	610	900	1190
Height	1350	1350	1350
Compartments	2 x 300	3 x 300	4 x 300
CSC	4	5	6
Order no.	480103-20	480103-30	480103-40
Price			

### Lockers with full-length doors

on **base** 100 mm high, depth 300 mm.  
Clear opening dimensions per door:  
1105 x 230 x 265 mm (H x W x D)



#### 1. Dimensions and door material



	610	900	1190
Width	610	900	1190
Height	1300	1300	1300
Compartments	2 x 300	3 x 300	4 x 300
CSC	4	5	6
Order no.	480203-20	480203-30	480203-40
Price			

#### 2. Body and door color



Please select (see end of catalog for color overview) ..... 487



Order no. 483203-30 (with base)

- Interior is easy to clean because compartment shelves can be swept out smoothly
- Compartments with sturdy wardrobe rail made of oval profile and 3 twist-proof sliding hooks with system holder, e.g. for coat hangers or movable partitions
- Also 1 storage shelf per compartment in models with full-length doors
- Ergonomic safety turning bolt latch for padlock with door protection as practical basic fittings
- **Locker feet (e.g. in model 480103) made of plastic = improved corrosion protection!**
- Feet in light gray with body color RAL 7035, in black with all other body colors

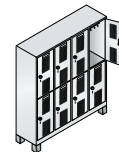
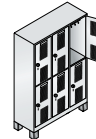
+ **Door opening limiter 90°**  
Price per door



Design	90°
+ Order no.	<b>+ 8505-02</b>
+ Addtl. charge	

## Lockers with 2 tiers

on **feet** 150 mm high, depth 300 mm.  
Clear opening dimensions per door:  
536 x 230 x 265 mm (H x W x D)



### 1. Dimensions and door material



Width	<b>610</b>	<b>900</b>	<b>1190</b>
Height	1350	1350	1350
Compartments	2 x 300	3 x 300	4 x 300
CSC	4	5	6
Order no.	<b>483103-20</b>	<b>483103-30</b>	<b>483103-40</b>
Price			

## Lockers with 2 tiers

on **base** 100 mm high, depth 300 mm.  
Clear opening dimensions per door:  
536 x 230 x 265 mm (H x W x D)



### 1. Dimensions and door material



Width	<b>610</b>	<b>900</b>	<b>1190</b>
Height	1300	1300	1300
Compartments	2 x 300	3 x 300	4 x 300
CSC	4	5	6
Order no.	<b>483203-20</b>	<b>483203-30</b>	<b>483203-40</b>
Price			

### + Accessories

Additional fittings, locks ..... 81 - 85



# S 3000 EVOLO

## for elementary schools

### The S 3000 Evolo series offers:

- Increased anti-burglary protection thanks to extremely warp resistant doors
- Sturdy steel construction with high-quality enamel coating
- All compartments are easy to reach for children, making them ideal for use in schools and childcare facilities
- Available in 2 designs with full-length doors and 2 doors on top of one another (double tier)
- Either feet or base as sub-frame
- Doors hinged right, borne on hinge pins, with easy-to-clean hole pattern and embossed label holder for optional integration of numbering
- Convenient doorstop silencers for pleasant closing behavior



Sub-frame with feet



Sub-frame with base

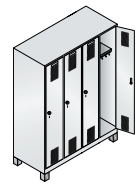


Steel fronts



### Lockers with full-length doors

on **feet** 150 mm high, depth 500 mm.  
Clear opening dimensions per door:  
1405 x 230 x 465 mm (H x W x D)



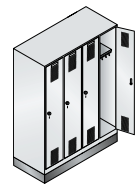
#### 1. Dimensions and door material



Width	610	900	1190
Height	1650	1650	1650
Compartments	2 x 300	3 x 300	4 x 300
CSC	4	5	6
Order no.	<b>480106-20</b>	<b>480106-30</b>	<b>480106-40</b>
Price			

### Lockers with full-length doors

on **base** 100 mm high, depth 500 mm.  
Clear opening dimensions per door:  
1405 x 230 x 465 mm (H x W x D)



#### 1. Dimensions and door material



Width	610	900	1190
Height	1600	1600	1600
Compartments	2 x 300	3 x 300	4 x 300
CSC	4	5	6
Order no.	<b>480206-20</b>	<b>480206-30</b>	<b>480206-40</b>
Price			

#### 2. Body and door color



Please select (see end of catalog for color overview) ..... 487



- Interior is easy to clean because compartment shelves can be swept out smoothly
- Compartments with sturdy wardrobe rail made of oval profile and 3 twist-proof sliding hooks with system holder, e.g. for coat hangers or movable partitions
- Also 1 storage shelf per compartment in models with full-length doors
- Ergonomic safety turning bolt latch for padlock with door protection as practical basic fittings
- **Locker feet (e.g. in model 480106) made of plastic = improved corrosion protection!**
- Feet in light gray with body color RAL 7035, in black with all other body colors

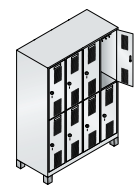
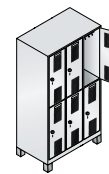
+ **Door opening limiter 90°**  
Price per door



Design	90°
+ Order no.	<b>+ 8505-02</b>
+ Addtl. charge	

## Lockers with 2 tiers

on **feet** 150 mm high, depth 500 mm.  
Clear opening dimensions per door:  
686 x 230 x 465 mm (H x W x D)



### 1. Dimensions and door material

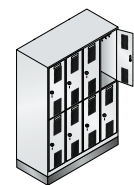
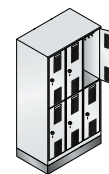
Steel doors



Width	<b>610</b>	<b>900</b>	<b>1190</b>
Height	1650	1650	1650
Compartments	2 x 300	3 x 300	4 x 300
CSC	4	5	6
Order no.	<b>483106-20</b>	<b>483106-30</b>	<b>483106-40</b>
Price			

## Lockers with 2 tiers

on **base** 100 mm high, depth 500 mm.  
Clear opening dimensions per door:  
686 x 230 x 465 mm (H x W x D)



### 1. Dimensions and door material

Steel doors



Width	<b>610</b>	<b>900</b>	<b>1190</b>
Height	1600	1600	1600
Compartments	2 x 300	3 x 300	4 x 300
CSC	4	5	6
Order no.	<b>483206-20</b>	<b>483206-30</b>	<b>483206-40</b>
Price			

### + Accessories


Additional fittings, locks ..... 81 - 85

# Practical details: S 3000 EVOLO

For additional furnishing examples from a market leader, please see the Evolo fire service lockers brochure or our website at [www.cp.de/evolo](http://www.cp.de/evolo)



**Foldable helmet holder:**  
made of glass-fiber reinforced plastic, for better protection of the helmet by the curved support and practical folding function for easier removal.



**Hook rail on the side:**  
With three additional sliding stainless steel hooks, for example for safety harness, respirator mask, etc.



**C+P double coat hooks:**  
Oval special changing room rail with twist-proof double sliding hooks. Can support a large load and is very easy to use, with system holder, e.g., for coat hangers or a movable partition.



**Optimum corrosion protection thanks to optional feet made of plastic:**  
They consistently underpin the linear design and have a protective sleeve that covers the adjusting screw when the optional height adjustment is used. An ingenious feature!



**Security compartment with additional top shelf:**  
Important details on model 48315: The security compartment door does not project beyond the housing when opened, thus keeping the passageway clear (= safety even during hectic changing situations).



# Fire service lockers



**Fire service lockers**  
Compartment width 500 mm... 190



**Fire service lockers**  
Compartment width 400 mm... 191



**Fire service lockers**  
with helmet holder  
on locker roof ..... 192



**Fire service  
combination locker**..... 194



**Fire service wardrobes**..... 195



**Step tread with top handle:**  
For easy access of the helmet holder on top of the locker for shorter people.



**Shoe tray:**  
The shoe tray collects dirty water and foreign objects from the bottom of shoes and protects the locker from damage. Cleaning is no problem thanks to its easy removal.



**Special combination lock:**  
With scrambling and master key function to keep valuables and personal items safely locked away.



# S 3000 EVOLO



## The S 3000 Evolo fire service lockers offer:

- Sturdy steel construction with high-quality enamel coating
- Choice of different dimensions and compartment widths
- Many sub-frame options customized to specific requirements
- Security compartment (door does not project beyond the housing)
- Combination lock with master key and scrambling function
- Adjustment screws, level adjustable from the inside
- **Optional: locker feet made of plastic = increased protection against corrosion of the locker!**
- Practical accessories, proven under operating conditions



Adjustment screws, level adjustable



Sub-frame with feet, optional




Recessed security compartment



Special helmet holder, foldable



Combination lock



Different compartment widths

Order no. 48315-13  
+ 48015-711L  
(combination lock)

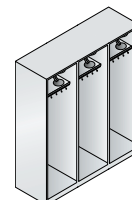
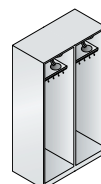
## Fire service lockers

**Compartment width 500 mm**, with the following equipment: foldable helmet holder inside on the top right, storage shelf or optionally security compartment inside on the top left. Sturdy wardrobe rail made of oval profile below with 4 twist-proof sliding hooks, hook rail on the side with 3 sliding hooks for safety harness, etc., bottom can be swept out smoothly.

Internal dimensions of helmet compartment:  
320 x 250 (H x W)

Internal dimensions from wardrobe rail to bottom of locker:  
1360 x 445 x 565 mm (H x W x D)

**Height 1850 mm**  
**Depth 600 mm**



### 1. Dimensions and design

open compartment

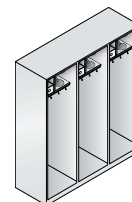
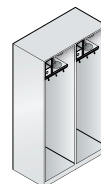


Width	520	1010	1500
Compartments	1 x 500	2 x 500	3 x 500
CSC	4	6	8
Order no.	<b>48315-131</b>	<b>48315-231</b>	<b>48315-331</b>
Price			

## Lockers with security compartment

with cylinder lock and 2 keys (combination lock for additional charge)

Interior dimensions of security compartment:  
155 x 125 x 320 mm (H x W x D)



### 1. Dimensions and design

with security compartment



Width	520	1010	1500
Compartments	1 x 500	2 x 500	3 x 500
CSC	4	6	8
Order no.	<b>48315-13</b>	<b>48315-23</b>	<b>48315-33</b>
Price			

### 2. Body color (fire red RAL 3000 for no addtl. charge)



Please select (see end of catalog for color overview)..... 487

# Fire service lockers



**+** **Feet**  
Plastic version,  
150 mm high,  
height-adjustable  
by approx. 10 mm  
(4 pieces)



Color	<b>Black</b>
Locker height	2000
+ Order no.	+ 4800-70251
+ Addtl. charge	

Order no. 48215-22  
+ 4800-70251 (feet made of plastic)  
+ 2x 48015-711R (combination lock)

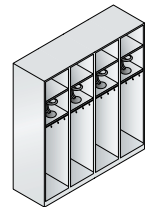
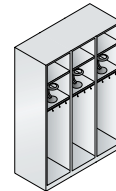
## Fire service lockers

**Compartment width 400 mm**, with the following equipment: security compartment on top, below that phenolic HPL shelf in black with foldable helmet holder. Sturdy wardrobe rail made of oval profile below with 3 twist-proof sliding hooks, hook strip with 3 movable hooks for safety harness, etc. on the side, bottom can be swept out smoothly.

Internal height of the helmet compartment:  
300 mm

Internal dimensions from barre  
porte-manteau to bottom of locker:  
1130 x 330 x 465 mm (H x W x D)

**Height 1850 mm**  
**Depth 500 mm**

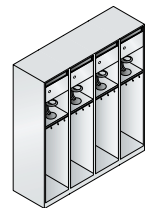
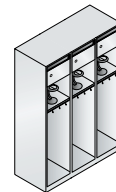
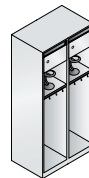
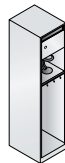


1. <b>Dimensions and design</b>	Width	<b>420</b>	<b>810</b>	<b>1200</b>	<b>1590</b>
	Compartment		1 x 400	2 x 400	3 x 400
open compartment	CSC	3	5	6	8
	Order no.	<b>48215-121</b>	<b>48215-221</b>	<b>48215-321</b>	<b>48215-421</b>
	Price				

## Lockers with security compartment

with cylinder lock and 2 keys as well as insertion slot (H 25 x W 195 mm) above the door (combination lock for additional charge)

Interior dimensions of security compartment:  
200 x 288 x 435 mm (H x W x D)



1. <b>Dimensions and design</b>	Width	<b>420</b>	<b>810</b>	<b>1200</b>	<b>1590</b>
	Compartment		1 x 400	2 x 400	3 x 400
with security compartment	CSC	3	5	6	8
	Order no.	<b>48215-12</b>	<b>48215-22</b>	<b>48215-32</b>	<b>48215-42</b>
	Price				

## **+** Accessories

Additional fittings, combination lock ..... 193

**Fire service lockers**

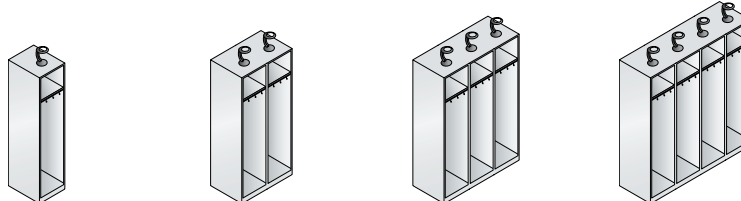
**Compartment width 400 mm**, with the following equipment: foldable helmet holder on the locker roof (delivered separately, for easy DIY assembly), one open compartment inside at the top, optionally with security compartment with insertion slot, additional storage shelf optional. Sturdy wardrobe rail made of oval profile below with 3 twist-proof sliding hooks, hook rail on the side with 3 sliding hooks for safety harness, etc., bottom can be swept out smoothly.

**+ Feet**  
Plastic version, 150 mm high, height-adjustable by approx. 10 mm (4 pieces)

Color	Black
Total height with helmet holder	2185
Locker height	2000
+ Order no.	+ 4800-70251
+ Addtl. charge	



**Total height with helmet holder 2035 mm**  
**Locker height 1850 mm**  
**Depth 500 mm**



**1. Dimensions and design**

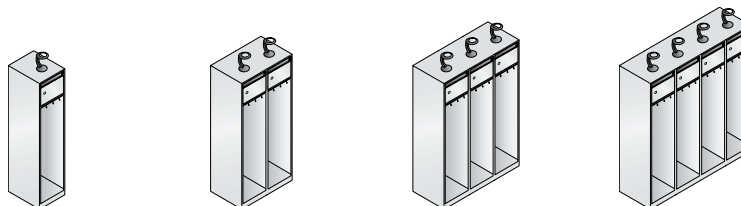
Width	420	810	1200	1590
Compartments	1 x 400	2 x 400	3 x 400	4 x 400



open compartment	3	5	6	8
CSC				
Order no.	48015-121	48015-221	48015-321	48015-421
Price				

**Lockers with security compartment**

with cylinder lock and 2 keys as well as insertion slot (H 25 x W 195 mm), combination lock for additional charge  
Interior dimensions of security compartment: 200 x 288 x 435 mm (H x W x D)



**1. Dimensions and design**

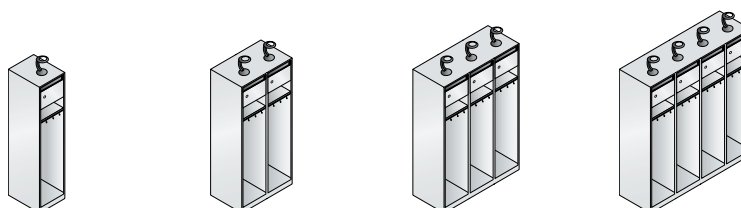
Width	420	810	1200	1590
Compartments	1 x 400	2 x 400	3 x 400	4 x 400



with security compartment	3	5	6	8
CSC				
Order no.	48115-12	48115-22	48115-32	48115-42
Price				

**Lockers with security compartment and other compartment**

with cylinder lock and 2 keys as well as insertion slot (H 25 x W 195 mm), below that open compartments, combination lock for additional charge  
Interior dimensions of security compartment: 200 x 288 x 435 mm (H x W x D)



**1. Dimensions and design**

Width	420	810	1200	1590
Compartments	1 x 400	2 x 400	3 x 400	4 x 400



with security compartment + other compartment	3	5	6	8
CSC				
Order no.	48015-12	48015-22	48015-32	48015-42
Price				

**2. Body color (fire red RAL 3000 for no addtl. charge)**

Please select (see end of catalog for color overview) ..... **487**

**+ Accessories**

Additional fittings, combination lock ..... see right

# Accessories for fire service lockers

**+ Step tread**  
with additional top handle  
(wall mount required), additional  
charge per compartment

Design	<b>Aluminum</b>
+ Order no.	+ 48015-770
+ Addtl. charge	



Order no. 48115-22  
+ 4800-70251 (feet made of plastic)  
+ 2x 48015-770 (step tread including handle)  
+ 2x 48015-711R (combination lock)



## Individual helmet holder

Foldable, made of black gray plastic  
Price per unit

+ Order no.	+ 8501-011
+ Price	

## Combination lock in the security compartment

With scrambling option as well as emergency opening and code finding by means of master key

Door hinged	<b>on left</b>	<b>on right</b>
+ Order no.	+ 48015-711L	+ 48015-711R
+ Addtl. charge		

## Master key

for combination lock 48015-711L/R

+ Order no.	+ 48015-713
+ Addtl. charge	

## Shoe tray, black

made of plastic, for compartments W 400 and 500 mm, easy to adapt, price per compartment

+ Order no.	+ 4800-707
+ Addtl. charge	

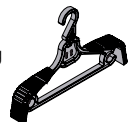
## Electrolytically zinc-plated, enamel-coated design

per compartment

Design	<b>zinc-plated</b>
+ Order no.	+ 8000-20
+ Addtl. charge	

## Special coat hanger

Special coat hangers with drying function (also for interiors), made of plastic, black, in bulk




+ Order no.	+ 8078-713
+ Addtl. charge	



Feet made of plastic



Step tread with top handle and shoe tray



Combination lock



Special coat hanger



**The S 3000 Evolo fire service combination locker and fire service wardrobes offer:**

- Sturdy steel construction with high-quality enamel coating
- Tried and tested open compartments or locker intermediate parts with well thought-out equipment solutions for professional storage of fire service equipment
- Double-tier compartments with doors for safe storage of **street clothes and personal items**
- Doors hinged on the right, borne on bolt hinges, shortened at top for slot, valuables compartment on the door inside behind it
- Convenient doorstop silencer for pleasant closing behavior
- Ergonomic safety turning bolt latch for padlock with door protection as practical basic fittings
- Cabinets and wardrobes level adjustable from the inside thanks to adjustment screws
- **Optional: locker feet made of plastic = increased protection against corrosion of the locker!**
- Practical accessories, proven under operating conditions



Order no. 48615-000  
+ 4800-70251 (feet made of plastic)  
+ 2x 48015-770 (step tread including handle)

**Fire service combination locker**

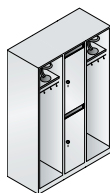
**Open compartments, compartment width 400 mm**, with the following equipment: foldable helmet holder and shelf inside at the top. Sturdy wardrobe rail made of oval profile below with 2 twist-proof sliding hooks and 2 special coat hangers, hook rail on the side with 3 sliding hooks for safety harness, etc., bottom can be swept out smoothly.

**Closed double-tier compartment, compartment width 300 mm**, with the following equipment: Doors shortened at top for insertion, safe behind on the inside of the door and sturdy wardrobe rail made of oval profile with 3 twist-proof sliding hooks.


Internal height of the helmet compartment:  
300 mm

Clear opening dimensions per door:  
813 x 230 x 465 mm (H x W x D)

**Height 1850 mm, depth 500 mm**



Doors shortened at the top for slot



Special coat hanger

**1. Dimensions and design**



Width	<b>1100</b>
for people	2
CSC	6
Order no.	<b>48615-000</b>
Price	

**2. Body and door color (fire red RAL 3000 for no addtl. charge)**



Please select (see end of catalog for color overview) ..... **487**

**+ Step tread with additional top handle (wall mount required), additional charge per compartment**

Design	<b>Aluminum</b>
+ Order no.	+ 48015-770
+ Addtl. charge	



# Fire service wardrobes

**+** **Feet**  
Plastic version,  
150 mm high,  
height-adjustable  
by approx. 10 mm,  
additional charge  
per locker (4 pieces)



Color	<b>Black</b>
Locker height	2000
+ Order no.	+ 4800-70251
+ Addtl. charge	



Order no. 48415-012  
+ 2x 4800-70251 (feet made of plastic)

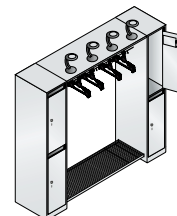
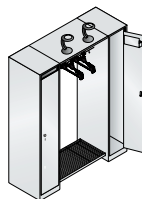
## Fire service wardrobes


**Double-tier lockers, compartment width 300 mm,** with the following equipment: Doors shortened at the top for slot, behind that collection box on the door inside, sturdy wardrobe rail made of oval profile with 3 twist-proof sliding hooks.

**Locker intermediate parts**  
see description in the chart

Clear opening dimensions per door:  
1600/813 x 230 x 465 mm (H x W x D)

**Height 1850 mm, depth 500 mm**



<b>1.</b> Dimensions and design	Width	<b>1260</b>	<b>1880</b>
	for people		2
Description of the lockers		<b>2x locker and locker intermediate parts</b> with the following equipment: 2 foldable helmet holders and 1 shelf at the top, below that 1 wardrobe rail with 2 special coat hangers and 2 hooks, 1 zinc-plated shoe shelf at the bottom	<b>2x locker double-tier and locker intermediate parts</b> with the following equipment: 4 foldable helmet holders and 1 shelf at the top, below that 1 wardrobe rail with 4 special coat hangers and 4 hooks, 1 zinc-plated shoe shelf at the bottom
	Steel doors		
	CSC	6	6
	Order no.	<b>48415-012</b>	<b>48415-024</b>
	Price		

## **2.** Body and door color (fire red RAL 3000 for no addtl. charge)

 Please select (see end of catalog for color overview) ..... **487**

## **+** Additional accessories

Upgrade available, individual helmet holder, shoe tray ..... **193**

# S 3000 EVOLO

## Laundry collecting and dispensing lockers

**+ Laundry bags**  
made of 100% polyester,  
with 4 hanging loops,  
Packaging unit:  
5 pieces



Design

White

+ Order no.

+ 48270-7015

+ Addtl. charge



Order no. 48060-205



Order no. 48170-210

### Lockers with feet

on feet 150 mm high, depth 500 mm

**Attention!** Locker with integrated slope (order no. 8000-38) not possible

#### 1. Dimensions and design

Width	420	420	810	810	420
Height	1850	1850	1850	1850	1850
Doors	5	10	10	20	1
Clear opening dimensions	per door 269 x	per door 126 x	per door 269 x	per door 126 x	per swing flap 282 x
H x W x D	251 x 475	251 x 475	295 x 475	295 x 475	270 x 475

Description

**Laundry dispensing lockers**  
with central door by which the entire column of compartments can be opened at once (e.g. for loading). Compartments and central doors with cylinder lock and 2 keys, longer delivery time

**Laundry collecting lockers**  
one swing flap at the top in the hinged door, hinged door with cylinder lock and 2 keys. Laundry bag retaining hooks inside

Steel doors

CSC

Order no.

Price

6  
**48060-105**

7  
**48060-110**

8  
**48060-205**

8  
**48060-210**

6  
**48070-210**

### Lockers with base

on base 100 mm high, depth 500 mm

**Attention!** Locker with integrated slope (order no. 8000-38) not possible

#### 1. Dimensions and design

Width	420	420	810	810	420
Height	1800	1800	1800	1800	1800
Doors	5	10	10	20	1
Clear opening dimensions	per door 269 x	per door 126 x	per door 269 x	per door 126 x	per swing flap 282 x
H x W x D	251 x 475	251 x 475	295 x 475	295 x 475	270 x 475

Description

see above

see above

Steel doors

CSC

Order no.

Price

6  
**48160-105**

7  
**48160-110**

8  
**48160-205**

8  
**48160-210**

6  
**48170-210**

#### 2. Body and door color (see end of catalog for color overview)



Please choose ..... 487

#### + Accessories

Additional fittings, locks ..... 81 - 85



Order no. 48010-1210




## The S 3000 Evolo laptop lockers offer:

- The solution for the secure and space-saving storage of 10 or 20 laptops, notebooks, or tablets
- Optionally with power connection in each compartment (installation position always on the left, incl. cabinet connection cable)
- Sturdy steel construction with high-quality enamel coating
- Sub-frame alternatively with feet or base
- Door mounted on a sturdy swivel-rod hinge on the right
- Each door with cylinder lock and 2 keys
- Convenient doorstop silencers for pleasant closing behavior




Sub-frame with feet



Sub-frame with base



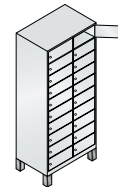
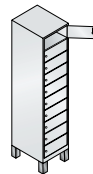
Steel fronts



Electrification (optional)

## Lockers with feet

on feet 150 mm high, depth 500 mm.  
Clear opening dimensions per door:  
148 x 330 x 478 mm (H x W x D)



### 1. Dimensions and design

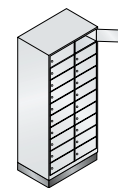
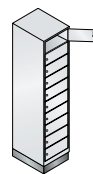
Width	<b>420</b>	<b>810</b>
Height	1850	1850
Compartments	1 x 400	2 x 400
Compartments	10	20
CSC	6	8
Order no.	<b>48010-1210</b>	<b>48010-2210</b>
Price		

Steel doors



## Lockers with base

on base 100 mm high, depth 500 mm.  
Clear opening dimensions per door:  
148 x 330 x 478 mm (H x W x D)



### 1. Dimensions and design

Width	<b>420</b>	<b>810</b>
Height	1800	1800
Compartments	1 x 400	2 x 400
Compartments	10	20
CSC	6	8
Order no.	<b>48020-1210</b>	<b>48020-2210</b>
Price		

Steel doors



### + Electrification of all compartments\*

Each compartment with 1 earthed socket 230V

+ Order no.	+ 4800-1210	+ 4800-2210
+ Addtl. charge		

\* For sockets to be used outside of Germany, please indicate the country of use (e.g. CH/Switzerland) and ask about prices

### 2. Body and door color (see end of catalog for color overview)

Please choose ..... **487**

### + Accessories

Additional fittings, locks ..... **81** - **85**