

The classic locker: S 2000 CLASSIC



The Classic ventilation concept:

works perfectly even in this locker variant due to the recessed base – and provides much better ventilation than required by the DIN 4547 standard !



The ventilation openings in the back of the locker base ensure optimum air circulation and drying in the compartment (see diagram). In lockers with bases, ventilation is ensured via openings above the recessed base.



For additional furnishing examples from a market leader, please see the Classic product series brochures or our website at www.cp.de/classic



The timeless basic range.



Turning bolt latch:
for padlocks with a bolt size of 4.5 to 6.5 mm



Cylinder lock:
with two keys, also available as a master key system.



SAFE-O-MAT lock:
as a deposit or token-operated lock with twin coin function.



Sturdy steel construction:
Doors hinged on the right, mounted on fulcrum pins with center reinforcement for high stability, vent slots, and stamped-in label holder.

Lockers



Lockers 30



Multipurpose lockers 38



Double-tier lockers 40



Assembled box lockers 42



Attachable storage shelf and sturdy wardrobe rail made of oval profile: with 3 twist-proof sliding hooks for each compartment.



Bottom of compartment can be swept out smoothly: (models 8030 and 8040 with cleaning openings).



Locker feet made of plastic: increased protection against corrosion of the locker!



Height adjustment of the locker feet: optional, see page 49.

S 2000 CLASSIC

The S 2000 Classic series offers:

- Sturdy steel construction with high-quality enamel coating
- 2 compartment widths, 5 different box heights
- Sub-frame alternatively with feet, base, or bench
- Ventilation via CVL (Classic Ventilation Concept)
- Doors hinged on the right, mounted on fulcrum pins with center reinforcement for high stability, vent slots, and stamped-in label holder
- Standard doorstop silencer
- Interior is easy to clean because compartment bottom can be swept out smoothly (Models 8030 and 8040 with cleaning openings)
- Attachable storage shelf and sturdy wardrobe rail made of oval profile with 3 twist-proof sliding hooks for each compartment
- Turning bolt latch for padlock as practical basic fitting
- **Locker feet (e.g. in model 8010) made of plastic = improved protection of the locker against corrosion!**
- Feet in light gray with body color RAL 7035, black finish with all other body colors
- Benches with adjustable floor gliders for easy level adjustment (10 mm)



Sub-frame with feet



Sub-frame with base



Sub-frame with bench



Steel fronts



CVL self-ventilation

Lockers with feet

on feet 150 mm high, depth 500 mm.
Clear opening dimensions per door:
1600 x 230/330 x 465 (H x W x D)



1. Dimensions and design



	320	420	610	810
Width	320	420	610	810
Height	1850	1850	1850	1850
Compartments	1 x 300	1 x 400	2 x 300	2 x 400
CSC	2	3	4	5
Order no.	8010-10	8010-12	8010-20	8010-22
Price				

Lockers with base

on base 100 mm high, depth 500 mm.
Clear opening dimensions per door:
1600 x 230/330 x 465 (H x W x D)



1. Dimensions and design



	320	420	610	810
Width	320	420	610	810
Height	1800	1800	1800	1800
Compartments	1 x 300	1 x 400	2 x 300	2 x 400
CSC	2	3	4	5
Order no.	8020-10	8020-12	8020-20	8020-22
Price				

2. Body and door color



Please select (see end of catalog for color overview) 487

Lockers



Order no. 8020-40 (with base)



C+P double coat hooks:
Oval special changing room rail with twist-proof double sliding hooks. Can support a large load and is very easy to use.

Order no. 8010-20 (with feet)



1.

900	1200	1190	1590	1480
1850	1850	1850	1850	1850
3 x 300	3 x 400	4 x 300	4 x 400	5 x 300
5	6	6	8	8
8010-30	8010-32	8010-40	8010-42	8010-50



1.

900	1200	1190	1590	1480
1800	1800	1800	1800	1800
3 x 300	3 x 400	4 x 300	4 x 400	5 x 300
5	6	6	8	8
8020-30	8020-32	8020-40	8020-42	8020-50

+

Accessories

Additional fittings, locks 48 - 51

S 2000 CLASSIC

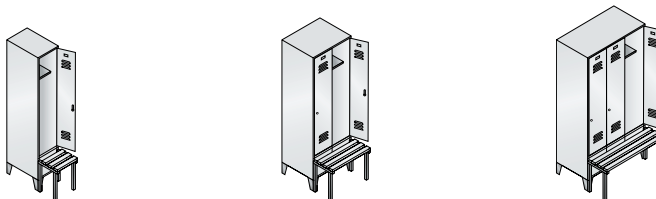
Lockers with bench

Bench slats for models 8030, 8040 and 8050 made of hard beechwood as standard, approx. 60 x 35 mm in side-face, planed on all sides, rounded at the top, finished with clear varnish, with natural color differences. Plastic Bench slats are available at no additional charge. Standard color of the bench bases: Black gray RAL 7021. Locker and bench are delivered separately for easy DIY assembly.

Bench height: 420 mm
Bench depth: 315 mm
Locker depth: 500/815 mm

Lockers with bench in front

on feet 150 mm high with doors reduced in size, depth 500 mm. Clear opening dimensions per door: 1315 x 230/330 x 465 (H x W x D)



1. Dimensions and design



Width	320	420	610	810	900	1200
Height	1850	1850	1850	1850	1850	1850
Compartments	1 x 300	1 x 400	2 x 300	2 x 400	3 x 300	3 x 400
CSC	2	3	4	5	5	6
Order no.	8030-10	8030-12	8030-20	8030-22	8030-30	8030-32
Price						

Lockers with lowered bench underframe

with doors reduced in size, depth 500 mm. Clear opening dimensions per door: 1315 x 230/330 x 465 (H x W x D)



1. Dimensions and design



Width	320	420	610	810	900	1200
Height	1850	1850	1850	1850	1850	1850
Compartments	1 x 300	1 x 400	2 x 300	2 x 400	3 x 300	3 x 400
CSC	2	3	4	5	5	6
Order no.	8040-10	8040-12	8040-20	8040-22	8040-30	8040-32
Price						

Lockers with bench underneath

depth 500 mm. Clear opening dimensions per door: 1600 x 230/330 x 465 (H x W x D)



1. Dimensions and design



Width	320	420	610	810	900	1200
Height	2090	2090	2090	2090	2090	2090
Compartments	1 x 300	1 x 400	2 x 300	2 x 400	3 x 300	3 x 400
CSC	2	3	4	5	5	6
Order no.	8050-10	8050-12	8050-20	8050-22	8050-30	8050-32
Price						

2. Body and door color

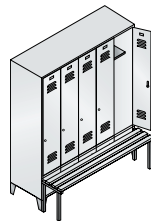


Please select (see end of catalog for color overview) 487

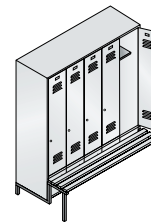
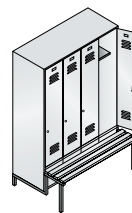
+ Shoe rack

for models 8030, 8050 49

+ Bench slats made of plastic	Light gray	Blue gray	Black gray
+ Order no.	+ 8000-7035	+ 8000-7031	+ 8000-7021
+ Addtl. charge			



1.	1190	1590	1480
	1850	1850	1850
	4 x 300	4 x 400	5 x 300
	6	8	8
	8030-40	8030-42	8030-50



1.	1190	1590	1480
	1850	1850	1850
	4 x 300	4 x 400	5 x 300
	6	8	8
	8040-40	8040-42	8040-50



1.	1190	1590	1480
	2090	2090	2090
	4 x 300	4 x 400	5 x 300
	6	8	8
	8050-40	8050-42	8050-50



Order no. 8030-30



Order no. 8040-40



Order no. 8050-40
+ 8000-7035 (plastic bench slats light gray)
+ 4 x 8050-7010 (shoe rack, addtl. charge)

+ Accessories	Additional fittings, locks	48	-	51
----------------------	----------------------------------	----	---	----

S 2000 CLASSIC

Lockers with pairs of doors closing in the middle

for joint lock of two compartments to be used by one person, for example for storing **street clothes and work clothing**. Bench slats for models 8032, 8042 and 8052 made of hard beechwood as standard, approx. 60 x 35 mm in side-face, planed on all sides, rounded at the top, finished with clear varnish, with natural color differences. Plastic bench slats are available at no additional charge. Standard color of the bench underframes: Black gray RAL 7021.

Locker and bench are delivered separately for easy DIY assembly.

For general description of the lockers see page 30.

Lockers with benches

Bench height: 420 mm

Bench depth: 315 mm

Locker depth: 500/815 mm



Order no. 8022-22
+ 8001-303 (doors smooth)

Lockers with feet

on feet 150 mm high, depth 500 mm.
Clear opening dimensions per door:
1600 x 230/330 x 465 mm (H x W x D)



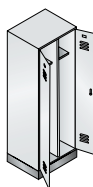
1. Dimensions and design



	610	810	1190	1590
Width	610	810	1190	1590
Height	1850	1850	1850	1850
Compartments	2 x 300	2 x 400	4 x 300	4 x 400
for no. of persons	1	1	2	2
CSC	4	5	6	8
Order no.	8012-20	8012-22	8012-40	8012-42
Price				

Lockers with base

on base 100 mm high, depth 500 mm.
Clear opening dimensions per door:
1600 x 230/330 x 465 mm (H x W x D)



1. Dimensions and design



	610	810	1190	1590
Width	610	810	1190	1590
Height	1800	1800	1800	1800
Compartments	2 x 300	2 x 400	4 x 300	4 x 400
for no. of persons	1	1	2	2
CSC	4	5	6	8
Order no.	8022-20	8022-22	8022-40	8022-42
Price				

2. Body and door color



Please select (see end of catalog for color overview) 487

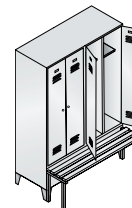


Order no. 8052-40 + 8000-7035
(plastic bench slats light gray)

+ Bench slats made of plastic	Light gray	Blue gray	Black gray
	+ Order no.	+ 8000-7035	+ 8000-7031
+ Addtl. charge			

Lockers with bench in front

on feet 150 mm high, with doors reduced in size, depth 500 mm.
Clear opening dimensions per door:
1315 x 230/330 x 465 (H x W x D)



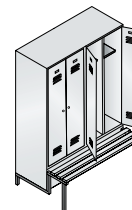
1. Dimensions and design

	610	810	1190	1590
Width	610	810	1190	1590
Height	1850	1850	1850	1850
Compartments	2 x 300	2 x 400	4 x 300	4 x 400
for no. of persons	1	1	2	2
CSC	4	5	6	8
Order no.	8032-20	8032-22	8032-40	8032-42
Price				



Lockers with lowered bench underframe

with doors reduced in size, depth 500 mm.
Clear opening dimensions per door:
1315 x 230/330 x 465 (H x W x D)



1. Dimensions and design

	610	810	1190	1590
Width	610	810	1190	1590
Height	1850	1850	1850	1850
Compartments	2 x 300	2 x 400	4 x 300	4 x 400
for no. of persons	1	1	2	2
CSC	4	5	6	8
Order no.	8042-20	8042-22	8042-40	8042-42
Price				



Lockers with bench underneath

depth 500 mm.
Clear opening dimensions per door:
1600 x 230/330 x 465 (H x W x D)



1. Dimensions and design

	610	810	1190	1590
Width	610	810	1190	1590
Height	2090	2090	2090	2090
Compartments	2 x 300	2 x 400	4 x 300	4 x 400
for no. of persons	1	1	2	2
CSC	4	5	6	8
Order no.	8052-20	8052-22	8052-40	8052-42
Price				



+ Accessories
Additional fittings, locks 48 - 51

+ Shoe rack
for models 8032, 8052 49

S 2000 CLASSIC

Lockers with one door over two compartments

to be used by one person, for example for storing **street clothes and work clothing**. Bench slats for models 8250 made of hard beechwood as standard, approx. 60 x 35 mm in side-face, planed on all sides, rounded at the top, finished with clear varnish, with natural color differences. Plastic bench slats are available at no additional charge. Standard color of the bench underframes: Black gray RAL 7021.

Locker and bench are delivered separately for easy DIY assembly.
For general description of the lockers see page 30.

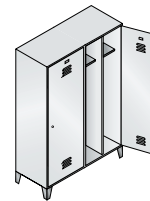
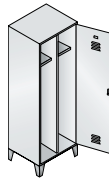
Lockers with benches
Bench height: 420 mm
Bench depth: 315 mm
Locker depth: 500/815 mm



Order no. 8210-40

Lockers with feet

on feet 150 mm high, depth 500 mm.
Clear opening dimensions per door:
1600 x 230 x 465 mm (H x W x D)



1. Dimensions and design



	610	1190
Width	610	1190
Height	1850	1850
Compartments	2 x 300	4 x 300
for no. of persons	1	2
CSC	4	6
Order no.	8210-20	8210-40
Price		

2. Body and door color

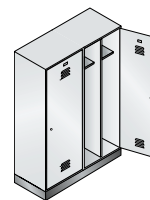
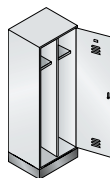


Please select (see end of catalog for color overview) 487



Lockers with base

on base 100 mm high, depth 500 mm.
Clear opening dimensions per door:
1600 x 230 x 465 mm (H x W x D)



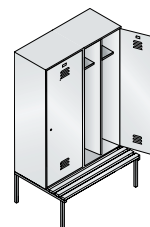
1. Dimensions and design

Width	610	1190
Height	1800	1800
Compartments	2 x 300	4 x 300
for no. of persons	1	2
CSC	4	6
Order no.	8220-20	8220-40
Price		



Lockers with bench underneath

depth 500 mm.
Clear opening dimensions per door:
1600 x 230 x 465 (H x W x D)



1. Dimensions and design

Width	610	1190
Height	2090	2090
Compartments	2 x 300	4 x 300
for no. of persons	1	2
CSC	4	6
Order no.	8250-20	8250-40
Price		



+ Bench slats made of plastic	Light gray	Blue gray	Black gray
	+ Order no. + 8000-7035	+ 8000-7031	+ 8000-7021
+ Addtl. charge			

+ Accessories	
Additional fittings, locks	48 - 51

+ Shoe rack	
for models 8250	49



Order no. 8250-40



S 2000 CLASSIC

Laundry lockers and cleaning cabinets

Doors closing in the middle with a joint turning bolt latch for padlock, shelves not height adjustable.
For general description of the lockers see page 30.



+ Doors smooth for all S 2000 Classic locker models without louvers, without label holder, very easy to clean



Design	smooth
+ Order no.	+ 8001-303
+ Addtl. charge	

Order no. 8160-20, 8120-00, 8222-20B

Lockers with feet

on feet 150 mm high, depth 500 mm

1. Dimensions and design

	610	810	610	810
Width	610	810	610	810
Height	1850	1850	1850	1850
Compartments	2 x 300	2 x 400	2 x 300	2 x 400
Description	Laundry lockers 4 shelves on the left, storage shelf on the right with sturdy wardrobe rail made of oval profile and 3 twist-proof sliding hooks		Cleaning equipment cabinet 4 compartments to the left of the shortened partition, sturdy rod made of oval profile on the right with 6 twist-proof sliding hooks	
CSC	4	5	4	5
Order no.	8060-20	8060-22	8110-00	8110-02
Price				



Lockers with base

on base 100 mm high, depth 1850 mm

1. Dimensions and design

	610	810	610	810
Width	610	810	610	810
Height	1800	1800	1800	1800
Compartments	2 x 300	2 x 400	2 x 300	2 x 400
Description	see above		see above	
CSC	4	5	4	5
Order no.	8160-20	8160-22	8120-00	8120-02
Price				



2. Body and door color



Please select (see end of catalog for color overview) 487

Multi-purpose lockers

Laundry and storage lockers

Doors with turning bolt latch, shelves not height adjustable.
For general description of the lockers see page 30.



Order no. 8020-20B

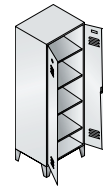
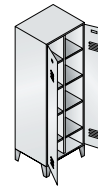
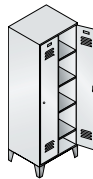


Order no. 8022-20B



Lockers with feet

on feet 150 mm high,
depth 500 mm



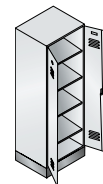
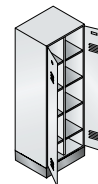
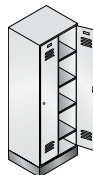
1. Dimensions and design

	610	810	610	810	610
Width	610	810	610	810	610
Height	1850	1850	1850	1850	1850
Compartments	2 x 300	2 x 400	2 x 300	2 x 400	1 x 600
Description	with individually lockable doors (both hinged right)		with doors closing in the middle (joint lock)		with doors closing in the middle , without partition, 4 full-width shelves (2-bolt latch)
CSC	4	5	4	5	4
Order no.	8010-20B	8010-22B	8012-20B	8012-22B	8212-20B
Price					



Lockers with base

on base 100 mm high,
depth 1850 mm



1. Dimensions and design

	610	810	610	810	610
Width	610	810	610	810	610
Height	1800	1800	1800	1800	1800
Compartments	2 x 300	2 x 400	2 x 300	2 x 400	1 x 600
Description	see above		see above		see above
CSC	4	5	4	5	4
Order no.	8020-20B	8020-22B	8022-20B	8022-22B	8222-20B
Price					



S 2000 CLASSIC

Double-tier lockers with turning bolt latch

Lockers, double-tier, 2 compartments on top of one another, 1 door per compartment, sturdy wardrobe rail made of oval profile and 3 twist-proof sliding hooks, doors at the top and bottom with easy-to-clean ventilation hole pattern, stamped-in label holder, and turning bolt latch for padlock.

For general description of the lockers see page 30.



Order no. 8310-20



Order no. 8320-30

Lockers with feet

on feet 150 mm high, depth 500 mm.
Clear opening dimensions per door:
786 x 230/330 x 465 mm (H x W x D)



1. Dimensions and design



	610	810	900	1200	1190	1590
Width	610	810	900	1200	1190	1590
Height	1850	1850	1850	1850	1850	1850
Compartments	2 x 300	2 x 400	3 x 300	3 x 400	4 x 300	4 x 400
CSC	4	5	5	6	6	8
Order no.	8310-20	8310-22	8310-30	8310-32	8310-40	8310-42
Price						

Lockers with base

on base 100 mm high, depth 500 mm.
Clear opening dimensions per door:
786 x 230/330 x 465 mm (H x W x D)



1. Dimensions and design



	610	810	900	1200	1190	1590
Width	610	810	900	1200	1190	1590
Height	1800	1800	1800	1800	1800	1800
Compartments	2 x 300	2 x 400	3 x 300	3 x 400	4 x 300	4 x 400
CSC	4	5	5	6	6	8
Order no.	8320-20	8320-22	8320-30	8320-32	8320-40	8320-42
Price						

2. Body and door color



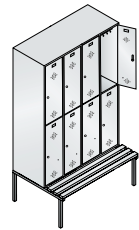
Please select (see end of catalog for color overview) 487

Double tier lockers



Lockers with bench underneath

bench height 420 mm, bench depth 315 mm,
locker depth 500/815 mm.
Clear opening dimensions per door:
786 x 230/330 x 465 mm (H x W x D)



1. Dimensions and design



	610	810	900	1200	1190	1590
Width	610	810	900	1200	1190	1590
Height	2090	2090	2090	2090	2090	2090
Compartments	2 x 300	2 x 400	3 x 300	3 x 400	4 x 300	4 x 400
CSC	4	5	5	6	6	8
Order no.	8350-20	8350-22	8350-30	8350-32	8350-40	8350-42
Price						

+ Bench slats made of plastic	Light gray	Blue gray	Black gray
	+ Order no.	+ 8000-7035	+ 8000-7031
+ Addtl. charge			

+ Accessories	
Additional fittings, locks	48 - 51

+ Shoe rack	
for models 8350	49



Order no. 8350-30
+ 0008-70
(cylinder lock)

S 2000 CLASSIC

Box lockers with steel doors

Doors single-walled smooth, without ventilation hole pattern and without label holders (if required please order additional plastic label holders, order no. 8500-15, page 49).

Compartment width of 400 mm also suitable for motorcycle helmets.

Every door with cylinder lock and 2 keys. The bottoms of the compartments are generally finished in the color of the body.

For general description of the lockers see page 30.

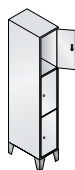
Attention: 3-bolt latch

(from page 50) not possible in all models.

For publicly accessible lockers, we recommend door opening limiters, see page 47.

Lockers with 3 tiers

on feet 150 mm high, depth 500 mm.
Clear opening dimensions per compartment:
510 x 230/330 x 465 mm (H x W x D)



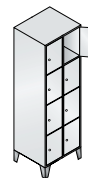
1. Dimensions and design



	320	420	610	810
Width	320	420	610	810
Height	1850	1850	1850	1850
Compartments	1 x 300	1 x 400	2 x 300	2 x 400
CSC	3	4	5	6
Order no.	8010-103	8010-123	8010-203	8010-223
Price				

Lockers with 4 tiers

on feet 150 mm high, depth 500 mm.
Clear opening dimensions per compartment:
375 x 230/330 x 465 mm (H x W x D)



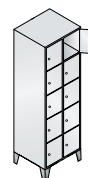
1. Dimensions and design



	320	420	610	810
Width	320	420	610	810
Height	1850	1850	1850	1850
Compartments	1 x 300	1 x 400	2 x 300	2 x 400
CSC	3	4	5	6
Order no.	8010-104	8010-124	8010-204	8010-224
Price				

Lockers with 5 tiers

on feet 150 mm high, depth 500 mm.
Clear opening dimensions per compartment:
295 x 230/330 x 465 mm (H x W x D)



1. Dimensions and design



	320	420	610	810
Width	320	420	610	810
Height	1850	1850	1850	1850
Compartments	1 x 300	1 x 400	2 x 300	2 x 400
CSC	4	5	6	7
Order no.	8010-105	8010-125	8010-205	8010-225
Price				

2. Body and door color



Please select (see end of catalog for color overview) 487

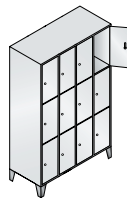
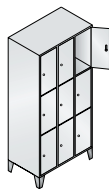
+ **Base**
instead of feet, design in body color,
100 mm base height, locker height 1800 mm



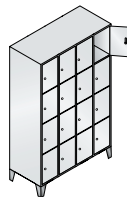
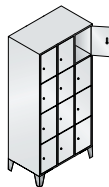
Width	320	420	610	810	900	1200	1190
+ Order no.	8020-...	8020-...	8020-...	8020-...	8020-...	8020-...	8020-...
+ Addtl. charge							



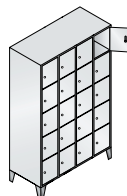
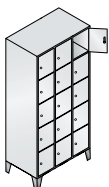
Order no. 8010-103



1.	900	1200	1190
	1850	1850	1850
	3 x 300	3 x 400	4 x 300
	6	7	7
	8010-303	8010-323	8010-403



1.	900	1200	1190
	1850	1850	1850
	3 x 300	3 x 400	4 x 300
	6	7	7
	8010-304	8010-324	8010-404



1.	900	1200	1190
	1850	1850	1850
	3 x 300	3 x 400	4 x 300
	7	8	8
	8010-305	8010-325	8010-405



Order no. 8010-404



Order no. 8020-305

Box lockers with steel doors and viewing windows made of acrylic glass

Doors single-walled smooth, without ventilation hole pattern and without label holders (if required please order additional plastic label holders, order no. 8500-15, page 49). Acrylic glass 3 mm thick, permanently glued inside.

Compartment width of 400 mm also suitable for motorcycle helmets.

Every door with cylinder lock and 2 keys. The bottoms of the compartments are generally finished in the color of the body.

For general description of the lockers see page 30.

Attention: 3-bolt latch

(from page 50) not possible in all models.

For publicly accessible lockers, we recommend door opening limiters, see page 47.

Lockers with 3 tiers

on feet 150 mm high, depth 500 mm.
Clear opening dimensions per compartment:
510 x 230/330 x 465 mm (H x W x D)



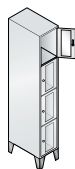
1. Dimensions and design



Width	320	420	610	810
Height	1850	1850	1850	1850
Compartments	1 x 300	1 x 400	2 x 300	2 x 400
CSC	3	4	5	6
Order no.	8010A103	8010A123	8010A203	8010A223
Price				

Lockers with 4 tiers

on feet 150 mm high, depth 500 mm.
Clear opening dimensions per compartment:
375 x 230/330 x 465 mm (H x W x D)



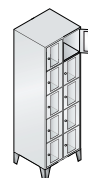
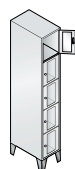
1. Dimensions and design



Width	320	420	610	810
Height	1850	1850	1850	1850
Compartments	1 x 300	1 x 400	2 x 300	2 x 400
CSC	3	4	5	6
Order no.	8010A104	8010A124	8010A204	8010A224
Price				

Lockers with 5 tiers

on feet 150 mm high, depth 500 mm.
Clear opening dimensions per compartment:
295 x 230/330 x 465 mm (H x W x D)



1. Dimensions and design



Width	320	420	610	810
Height	1850	1850	1850	1850
Compartments	1 x 300	1 x 400	2 x 300	2 x 400
CSC	4	5	6	7
Order no.	8010A105	8010A125	8010A205	8010A225
Price				

2. Body and door color



Please select (see end of catalog for color overview) 487

Box lockers with viewing windows

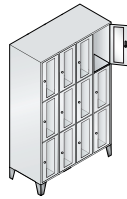
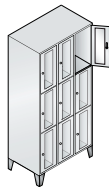
+ **Base**
instead of feet, design in body color,
100 mm base height, locker height 1800 mm



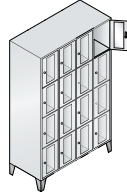
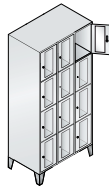
Width	320	420	610	810	900	1200	1190
+ Order no.	8020A...	8020A...	8020A...	8020A...	8020A...	8020A...	8020A...
+ Addtl. charge							



Order no. 8010A103



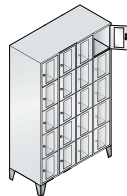
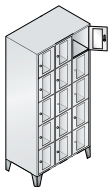
1.	900	1200	1190
	1850	1850	1850
	3 x 300	3 x 400	4 x 300
	6	7	7
	8010A303	8010A323	8010A403



1.	900	1200	1190
	1850	1850	1850
	3 x 300	3 x 400	4 x 300
	6	7	7
	8010A304	8010A324	8010A404



Order no. 8020A404



1.	900	1200	1190
	1850	1850	1850
	3 x 300	3 x 400	4 x 300
	7	8	8
	8010A305	8010A325	8010A405



Order no. 8010A305

Top lockers

The practical and space-saving solution for increased space requirements. Doors single-walled smooth, without ventilation hole pattern and without label holder (if required please order additional plastic label holders, order no. 8500-15, page 49).

Compartment width of 400 mm also suitable for motorcycle helmets.

Doors with turning bolt latches.



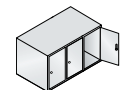
Order no. 8090-40
(top locker)



Order no. 8092-20
(top locker)

Top lockers

depth 500 mm.
Clear opening dimensions per door:
430 x 230/330 x 465 (H x W x D)

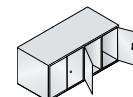


1. Dimensions and design

	320	420	610	810	900	1200
Width	320	420	610	810	900	1200
Height	500	500	500	500	500	500
Compartments	1 x 300	1 x 400	2 x 300	2 x 400	3 x 300	3 x 400
CSC	1	1	2	2	3	3
Order no.	8090-10	8090-12	8090-20	8090-22	8090-30	8090-32
Price						

Top lockers with doors closing in the middle

for joint lock of 2 compartments, depth 500 mm.
Clear opening dimensions per door:
430 x 230/330 x 465 mm (H x W x D)



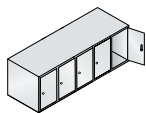
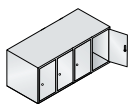
1. Dimensions and design

	610	810	1190	1590
Width	610	810	1190	1590
Height	500	500	500	500
Compartments	2 x 300	2 x 400	4 x 300	4 x 400
CSC	2	2	4	4
Order no.	8092-20	8092-22	8092-40	8092-42
Price				

2. Body and door color



Please select (see end of catalog for color overview) 487



1.

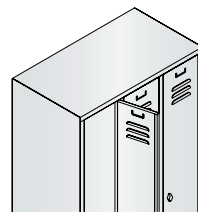
1190	1590	1480
500	500	500
4 x 300	4 x 400	5 x 300
4	4	4
8090-40	8090-42	8090-50

+ **Door opening limiter 90°**
Price per door



Design	90°
+ Order no.	+ 8505-02
+ Addtl. charge	

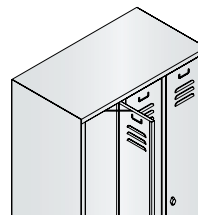
Without door opening limiter



110°

- + For specifically assigned compartments
- + More freedom of movement for users
- Forceful over-extension of the door by opening it too far is possible
- Damage to usable space of adjacent locker is possible

With door opening limiter 90°



90°

- + Recommended if lockers are frequently used by different persons
- + Prevents forceful over-extension of the door by opening it too far
- + No overlap with usable space of adjacent locker
- Less freedom of movement for users

S 2000 CLASSIC

The S 2000 Classic accessory range offers:

The difference lies in the details! C+P offers a multitude of practical additional fittings and upgrading components. For you this means:

- All requirements can be met for a customized result
- Lockers "made-to-measure" for the specific location
- All parts can be ordered separately (no additional charge packages, you only pay for what you need!)
- Many parts can also be retrofitted
- Excellent price-performance ratio thanks to C+P modular system

Order no. 8050-40 with additional fittings:

1 x 8000-7035 (plastic bench slats),
4 x 0008-70 (cylinder locks),
4 x 8001-323 (perforated panel doors),
1 x 8504-40 (slope top),
4 x 8502-06 (number plates) and
4 x 8000-21 (electrolytically zinc-plated design)



Bench slats made of plastic

Color	Light gray	Blue gray	Black gray
Order no.	8000-7035	8000-7031	8000-7021
+ Addtl. charge			

Additional fittings in the locker

Shoe tray
made of plastic, removable, with bottom spacers



Order no.
Price

4500-707

Wet room design*

see also page 24

electrolytically galvanized, enamel coated, compartment widths 300 and 400 mm, additional charge per compartment width

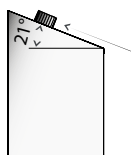
for lockers with	feet or base	bench
Order no.	8000-20.	8000-21.
+ Addtl. charge		

Slanted roof designs

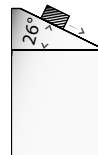

Depth 500 mm

Locker with integrated slope*
Locker approx. 200 mm higher in the back, additional charge per compartment


Slope top
approx. 230 mm higher in the back for retroactive fitting



Locker with integrated slope*
Nothing can be forgotten on top of the locker



Slope top
Can be retrofitted later, prevents objects from being left on top



Compartment width for number of compartments	300/400	300/400	300/400	300/400	300/400	300
CSC	-	1	2	3	4	5
Order no.	8000-38	8504-10/12	8504-20/22	8504-30/32	8504-40/42	8504-50
+ Addtl. charge						

Partitions


below the storage shelf, additional charge per **compartment**

made of steel
in swivel design, cannot be retrofitted

made of steel
in fixed design, cannot be retrofitted

made of translucent plastic,
movable and swivel design, low-maintenance

made of blue linen material
movable and swivel design, with several pockets



Partition H x W	1000 x 460	1280 x 420	1210 x 300	1170 x 450
Order no.	0080-00	0090-00	4500-705	4500-706
+ Addtl. charge				

Accessories for lockers

Ventilation hole pattern*

stamped in the rear wall, additional charge per compartment



Order no.
+ Addtl. charge

Ventilation hole pattern in the compartment rear panel at the top and bottom



8500-171

4 ventilation hole patterns in the compartment rear panel



8500-174

Shoe rack

Additional charge per compartment

Compartment width
Order no.
+ Addtl. charge

for models with bench **built underneath**



300	400
8050-7010	8052-7010

for models with bench **in front***



8030-701	8032-701
----------	----------

Lockers without feet

Price reduction per locker

Order no.
+ Addtl. charge

approx. 1700 mm high

8055-00

Doors without label holder

Additional charge per door

Order no.
+ Addtl. charge

for all lockers from the S 2000 Classic series

8001-306

* cannot be retrofitted

Order no.
+ Addtl. charge

Additional fittings

Additional shelf
not height adjustable (installation height approx. 250 mm) cannot be retrofitted



Compartment width
Order no.
Price

300	400
8000-80	8002-80

Security compartment inside*

(instead of the storage compartment) with cylinder lock, not possible for order no. 8000-38



300/400
8053-00

Mirror

to be mounted by the customer, approx. 110 x 90 mm, price per door



-
0019-00

Standard coat hanger

Hardwood varnished in black (with special mounting)



-
8000-061

Additional fittings

Wall mount
with additional support bracket, price per compartment



Order no.
Price

8000-34

Label holder
made of plastic, self-adhesive



8500-15

Paper labels
for stamped label frames (1 packing unit = 100 pieces)



8501-07

Height adjustment screws for locker feet (1 set = 4 pcs.) for easy retrofitting of a 10 mm level adjustment in all S 2000 Classic lockers with feet



8000-26

Door designs

Prices per door

Doors smooth
without louvers, without label holders (ensure alternative ventilation e.g. using the ventilation hole pattern!)



Order no.
Price

8001-303


Stamped-in ventilation hole pattern*

Ventilation hole pattern in the door at the top and bottom, incl. label holder



8500-173

Door with perforated panel for models 8010-8090, compartment width 300/400 mm (square perforations approx. 23 mm with bars approx. 5 mm), 3-bolt latch recommended



8001-323





Door opening limiter 90°
for user instructions see page 47





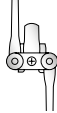
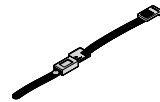
8505-02

Accessories for lockers

Turning bolt latch and cylinder locks not for assembled box lockers

Prices per lock	Basic design		Optional					
	Turning bolt latch	Cylinder lock in black with 2 keys		Lock in moisture-proof design cylinder lock in black				
								
	for padlock	up to 1000 different key numbers	up to 6000 different key numbers	via master key system with security certificate*	via master key system without security certificate*	up to 1000 different key numbers	via master key system with security certificate*	via master key system without security certificate*
Order no.	0002-00	0008-70	0008-700	0010-10	0010-010	0008-72	0010-12	0010-012
Unit price								
+ Addtl. charge	Standard							

Keys, locks, and wristband for cylinder locks

	Spare keys for cylinder lock		Master key for master key system		3-bolt latch**	Perlon wristband for cylinder locks
						
	Spare key for lock 0008-70	Spare key for lock 0008-700	with security certificate*	without security certificate*	with locking rods	Please indicate numbering from-to and list desired color no. ¹⁾
Order no.	0006-21	0006-00	0011-00	0012-00	8000-23	8501-05..
Price						

¹⁾ 51 black 56 gray
 52 white 61 green
 53 red 67 yellow
 55 blue

Locking no. according to customer requirements for cylinder lock (longer delivery time)
 Additional charge per lock

Order no.-..99
 + Addtl. charge

Additional accessories for all lockers

Number plate for door lock

suitable as door protection and for holding the 4400-744 model number plate. Only possible with cylinder locks – models 0008-70, 0008-700, 0010-10, 0010-010

for easy DIY attachment above the key plate (please specify desired 3-digit numbering!), to be used only in conjunction with key plate, not suitable for coin-operated deposit locks



Design
 Order no.
 Price



plastic
4400-742



plastic
4400-744








SAFE-O-MAT locks 107 + 165







Coin-operated deposit lock 107

Accessories for assembled box lockers

Turning bolt latch and cylinder locks only for assembled box lockers

Prices per lock	Basic design				Optional			
	Cylinder lock	Cylinder lock in black with 2 keys		Lock in moisture-proof design cylinder lock in black		Turning bolt latch		
								
	up to 1000 different key numbers	up to 6000 different key numbers	via master key system with security certificate*	via master key system without security certificate*	up to 1000 different key numbers	via master key system with security certificate*	via master key system without security certificate*	for padlock
Order no.	0008-70	0008-700	0010-10	0010-010	0008-72	0010-12	0010-012	0002-00
Unit price								
+ Addtl. charge	Standard							

Keys and wristband for cylinder locks

	Spare key for cylinder lock		Spare key for master key system		Master key for master key system		Perlon wristband for cylinder locks
							
	Spare key for lock 0008-70	Spare key for lock 0008-700	with security certificate*	without security certificate*	with security certificate*	without security certificate*	Please indicate numbering from-to and list desired color no. ¹⁾
Order no.	0006-21	0006-00	0010-11	0006-00	0011-00	0012-00	8501-05..
Price							

¹⁾ 51 black
52 white
53 red
55 blue
56 gray
61 green
67 yellow

Additional accessories for all lockers

Number plates

Please specify numbering

Number plate
in lock area, self-adhesive, 79 x 45 x 1,0 mm, **only suitable for cylinder lock**, separate, for easy DIY assembly



Stainless steel number plate
self-adhesive, 30 x 50 x 1.0 mm



Plastic key ring
with S-hook, Ø 30 mm



Design	plastic	stainless steel	stainless steel	black	white	aluminum coating
Order no.	8502-0611	8501-0611	8501-06	8502-0851	8502-0852	8502-0862
Price						

Padlocks

for turning bolt latches, bolt size approx. 6 mm

Brass design, 2 keys, up to 300 different key numbers



0002-10

Brand lock in brass design with precision cylinder, 2 keys, up to 168,000 different key numbers



0002-11

High-gloss chrome-plated with number combination, without keys



0002-12



Order no. 0002-11



Order no. 0002-12

Order no.
Price