

CUBICLE & WASHROOM

COMPACT SOLID GRADE LAMINATE
HIGH PRESSURE LAMINATE
MELAMINE FACED BOARD

CONTENTS

POLYREY	3
At Your Service	4-5
Sanitized*	6-7

CUBICLE & WASHROOM

Value the washroom areas	8-9
3 products, many applications	10-11
Compact Solid Grade Laminate - Reysipur®	12-13
4 sizes for more versatility - Reysipur®	14-15
High Pressure Laminate - Polyrey HPL®	16
Melamine Faced Board - Panoprey®	17
Signature Library & Signature Creation	18

SECTORS	19-31
---------	-------

DESIGN

Finishes	32-33
Colour chart	34-35
Full panels	36
Colour matches	37
Availability Table	38-39



CREATIVE

Innovation at the heart of design

We work with external and in-house experts to create decorative products in line with current and future trends.

We design exclusive surface finishes in close collaboration with our suppliers.

We propose bold aesthetic concepts such as MONOCHROM or PREMIER.

We support you in your choices through inspiring presentation tools.



RELIABLE

Reliable products, experts at your service

Our clients recommend our products for their quality and technical reliability*.

Over 60 years of expertise and formulation of our resins allows us to propose high quality, innovative solutions.

We deliver your orders on time.

We commit ourselves through our «My Expert» Service Charter.



RESPONSIBLE

A daily commitment to training, securing, protecting

Our experts can advise you on earning points in the framework of product certifications such as HQE, BREEAM, LEEDS, DGNB...

All our products are antibacterial as standard with no extra cost.

We provide life cycle analysis for all our products.

We commit daily to reducing our energy consumption and waste production.

All our Polyrey HPL® and Reysipur® products are 50 % PEFC certified; our Polyprey® products are 90% PEFC certified.

We also offer a large selection of HPL decors that are FSC Controlled Wood** certified, also sourced from sustainably managed forests.



* Source : 2017 satisfaction survey.

** Upon request, depending on credits.

AT YOUR SERVICE

Polyrey is at your side at every stage of your project to ensure its success and save you time. Known for its product expertise, Polyrey is also committed to quality of service.

MY EXPERT

1 Find inspiration

Design Studio



Newsletter



Case studies



3D finishes



Full sheet views

2 Get advice



Technical documentation



Technical support



Environmental advice



Training



Decor equivalence



Live Chat



Express samples

100 % BIM



Product specification



Polyrey App

3 Choose



Fast delivery



Global distribution



Find my distributor



45 min Customer Service

4 Purchase

5 Apply



Usage advice



Project assistance



Visit us



Share your creations

6 Share

The Service Charter

Because your profession requires responsiveness and professionalism, Polyrey commits to :



24 h

Sending your sample
the same day.



2 h

Answering your technical
questions **within 2 hrs***.



45 min

Responding to your Customer Service
requests **within 45 minutes***.

The 4 pillars of excellence

A personalised service

Each of your projects is unique. This is why we support you at every stage through customised services.

Reliable and efficient service

Your project won't wait. We understand the importance of responsiveness : we commit to respecting deadlines.

A service for everyone, everywhere

All over the world, your project is in good hands. We assign you a dedicated contact who speaks your language and the requirements of your country.

Service by experts

Guaranteeing excellence in our support to you is essential. Our teams have sound expertise acquired on the field, through training and a culture of experience sharing.

*If you have a specific question or if your request has a certain level of complexity, we commit to responding within a given time limit.



SANITIZED®

High Pressure Laminate Compact Solid Grade Laminate Melamine Faced Board

All Polyrey products benefit from a Sanitized® antibacterial treatment that eliminates 99,9% of the bacteria.*

Thanks to the antibacterial Sanitized® hygiene function, Polyrey commits to a continual improvement in health and safety for its decorative solutions.

With higher standards than the ones required by the law, Polyrey also benefits from a partnership with Sanitized® AG, whose effectiveness has been proved and demonstrated in several industries.

The certificate released by Sanitized AG is renewed every year following laboratory tests. Rigorous testing ensures constant quality, which is also verified by our laboratory.



Contains biocidal substance
Silver phosphate glass

Integrated within the material in order to ensure antibacterial protection throughout its lifecycle, this biocidal additive does not influence the technical and aesthetic performances of our products.

It is a technological innovation that Polyrey has been able to implement thanks to an integrated manufacturing process, which includes the production of our own resins.

The silver ions encapsulated in glass balls are activated when entering into contact with humidity. They kill surface bacteria and block the cell division process, thus reducing bacteria proliferation.

The Ag+ ion-based Sanitized® treatment is a non-migratory inorganic solution that is not modified with time. Unlike synthetic and organic antimicrobial substances, such as triclosan, silver is a non-toxic molecule.

99,9% bacteria eliminated

- Escherichia coli ATCC 8739
- Enterococcus hirae ATCC 8043
- Listeria monocytogenes ATCC 15313
- Staphylococcus aureus (MRSA) ATCC 33592
- Staphylococcus aureus ATCC 6538
- Salmonella enteritidis⁽¹⁾ ATCC 13076
- Mycobacterium smegmatis ATCC 19420

* Touch finish benefits from inherent antibacterial properties and do not require the Sanitized® label. / (1) 99.84% effectiveness



VALUE THE WASHROOM AREAS

of your interior fitting projects.



52
Decors

3
Products

5
Finishes



Optimised sizes for cubicle applications.
Decors for all types of projects.
Premier finishes for inspiring designs.



Contains biocidal substance
Silver phosphate glass

REYSIPUR®

COMPACT SOLID GRADE LAMINATE

Waterproof & self-supporting material

The Compact Solid Grade Laminate Reysipur® is a dense self-supporting decorative panel with a black core offering high surface resistance to scratches, abrasion & impact.

Its high resistance to humidity allows the creation of fittings for all washroom areas (changing rooms, shower cubicles, toilets, locker rooms) and for all applications (cubicles, wall cladding and partitions, vanity units, lockers etc.)

POLYREY HPL®

HIGH PRESSURE LAMINATE

Hard wearing, resistant & versatile

Polyrey HPL® is a versatile product offering outstanding durability with high resistance against impact, abrasion and general surface wear. Its surface is impervious to water and maintains its integrity even in the most heavy duty applications.

Polyrey HPL® is readily available in larger sheet sizes specifically aimed at washroom and related applications offering the best optimisation and most cost-effective solutions.

PANOPREY®

MELAMINE FACED BOARD

Decorative & economical

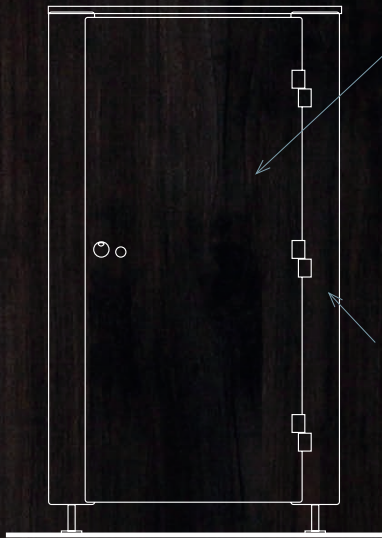
Panoprey® Melamine Faced Board offers the most cost-effective solution for non-wet area applications. It is a self-supporting, moisture resistant board with a chipboard core with two decorative faces, which are impregnated with melamine resin.

For lower traffic environments, the Panoprey® offer is an efficient alternative that complements the range.


3 PRODUCTS, MANY APPLICATIONS

Cubicles

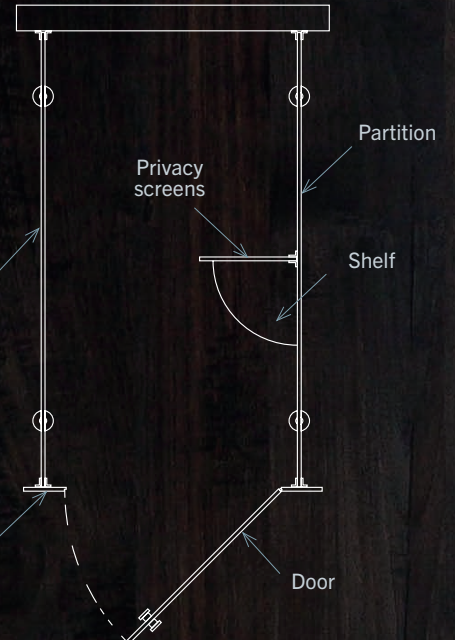
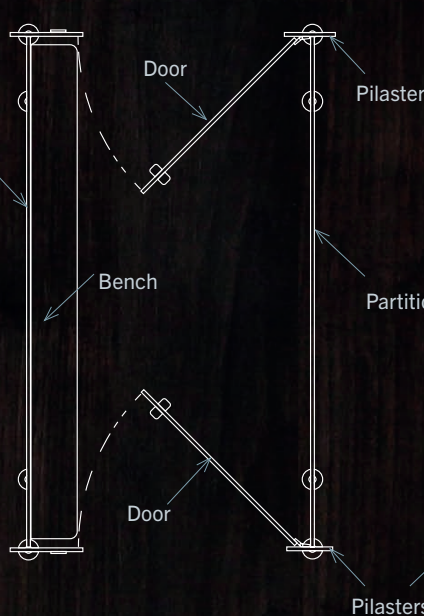
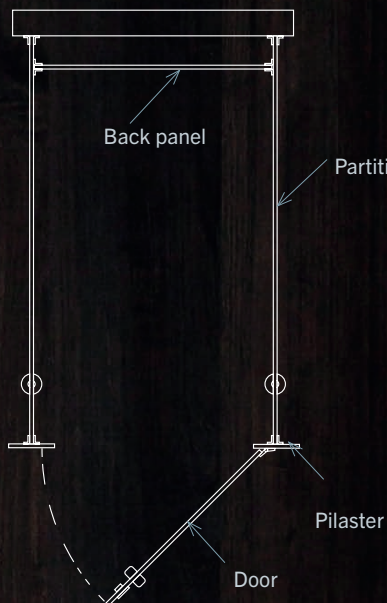
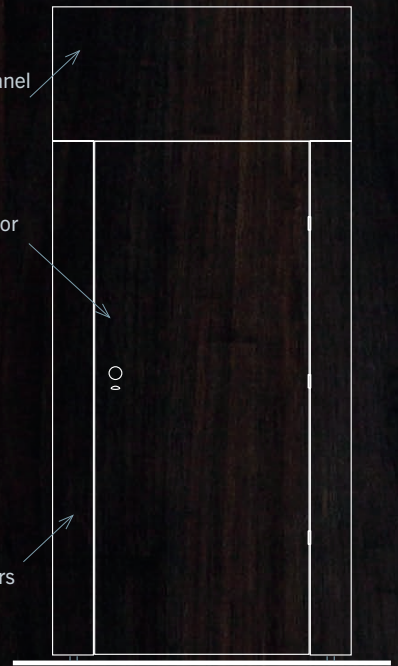
Standard cubicle



Double entry cubicle

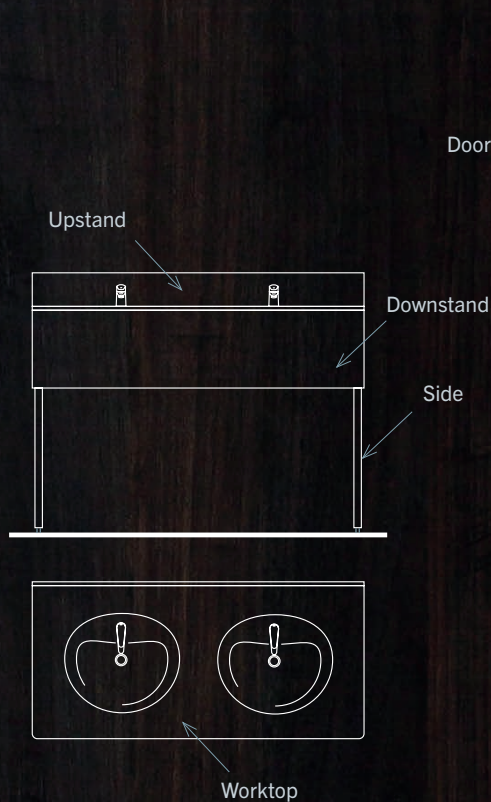


Full height cubicle

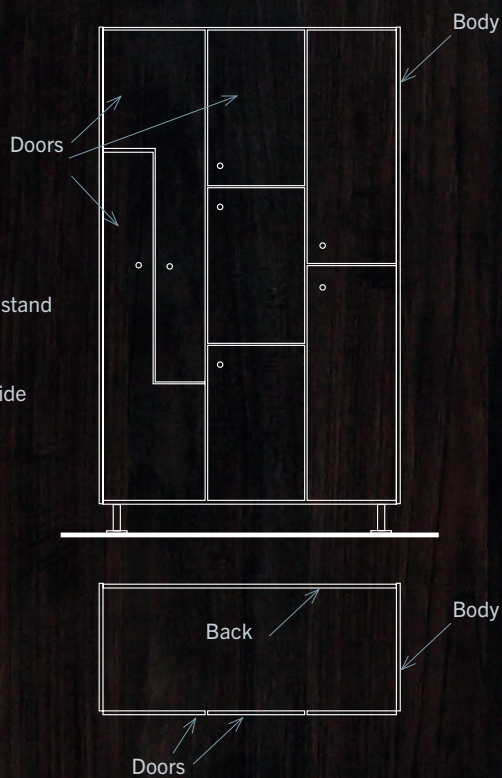


Furnishings

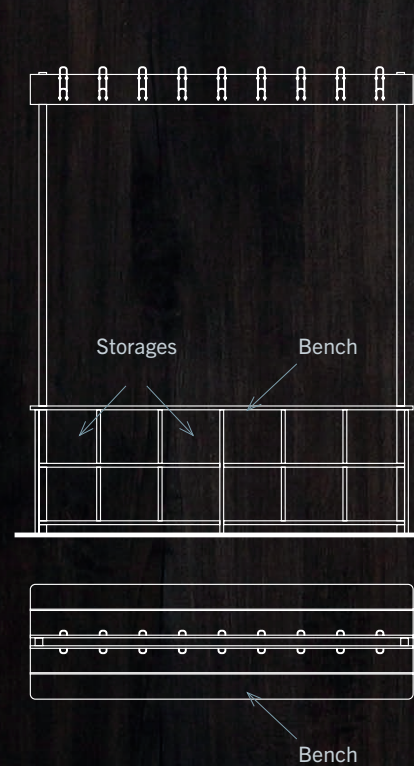
Vanity unit



Lockers



Central bench




Three products suited for washroom areas

The Polyrey® Cubicle & Washroom offer meets the requirements of all types of washroom areas projects. The diversity of products and sizes enable to make cubicles, lockers, vanity units... from standard to bespoke.

REYSIPUR®

COMPACT SOLID GRADE LAMINATE



Hygienic



Easy to clean



Antibacterial



Waterproof

Resistant to



Abrasion



Impact



Heat up to 180 °C



Machinable throughout
its thickness



Cracking



Chemical products



Scratches



Artificial light

Dense & multi-purpose material

Thick laminate panel
with no edge treatment

- Ideal for use in heavy-duty environments, including damp environments
- Impact and wear resistant
- Stain resistant
- Quick and easy to clean (non-porous surface)

- Self-supporting material that is easy to apply (≥ 8 mm)
- Ideal for engravings
- Decorative on both sides
- Fire retardant grade on request (≥ 6 mm) : B-s1, d0*
- Bendable (≤ 8 mm).

* Excluding TOUCH finishes.

4
Finishes

52
Decors

including
20
in **PREMIER**
finishes

Optimised complementarity

Polyrey HPL® : **52**
decors

Complementarity
100%
with decors in
Polyrey HPL®

Panoprey® : **42**
decors

Sizes & thickness

SIZES :

FA : 366 × 151 cm • 260 × 205 cm

THICKNESS : 12.5 mm

Other thicknesses available upon request.

SIZES :

BRILLANT : 307 × 124 cm

LINIMAT : 307 × 132 cm

TOUCH : 215 × 97 cm • 305 × 132 cm

THICKNESS : 12.5 mm

Other thicknesses available upon request.



Labels



The expert's advice

- Create an air flow to allow ventilation.
- Consider and allow for expansion of the product.
- Design wall coverings with or without a framework depending on the substrate.
- Please refer to the product maintenance sheet for specific recommendations for the TOUCH finish.

Certificates & technical data are available at www.polyrey.com

** Touch finish benefits from inherent antibacterial properties and do not require the Sanitized® label.

REYSIPUR®

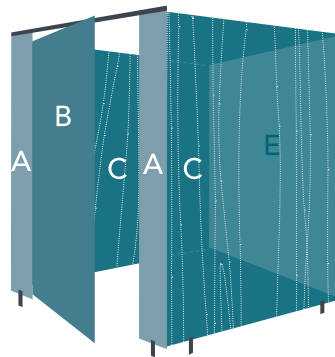
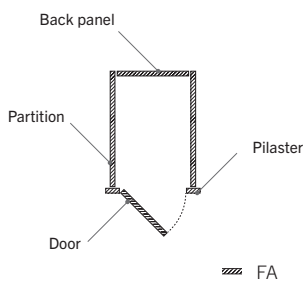
COMPACT SOLID GRADE LAMINATE

4 SIZES FOR
MORE VERSATILITY

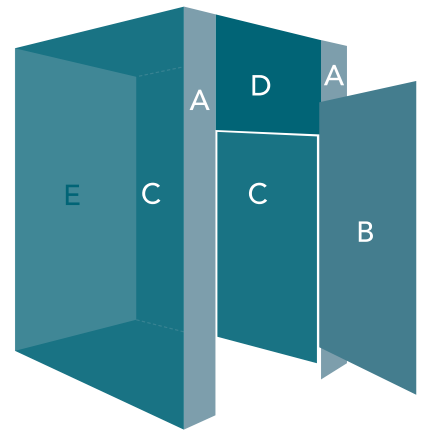
FA (satin)

SIZES : 366 × 151 cm • 260 × 205 cm

An optimised range in the FA (satin) finish for all your washroom areas facility designs.



Standard Cubicle



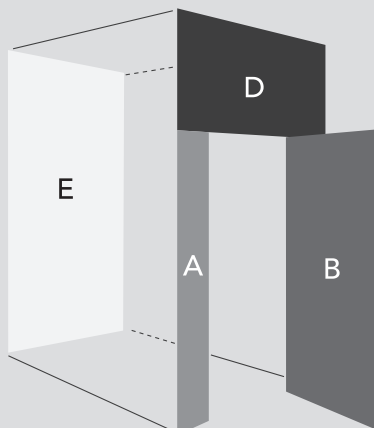
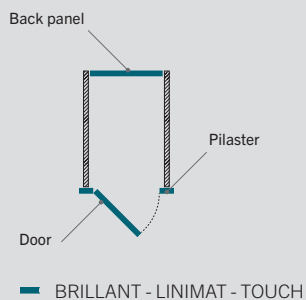
Full Height Cubicle



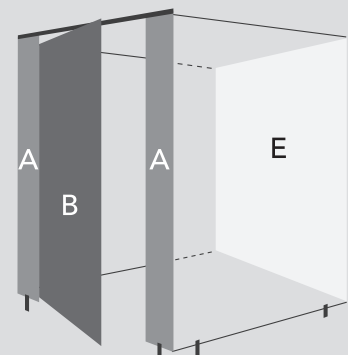
BRILLANT, LINIMAT, TOUCH

SIZES : 307 × 124 / 305 × 132 / 307 × 132 cm • 215 × 97 cm

Finishes with character for doors, pilasters and back panels with a high-end result.



Full Height Cubicle




Standard Cubicle

Optimisation suggestions

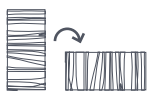
Standard Cubicle

260 x 205 cm



These panels can be positioned horizontally to create a partition, door and pilaster.


They safeguard privacy with a height >2m.



The horizontal woodgrain decors allow the design to be vertically set once the panel is turned.

Standard Cubicle

366 x 151 cm



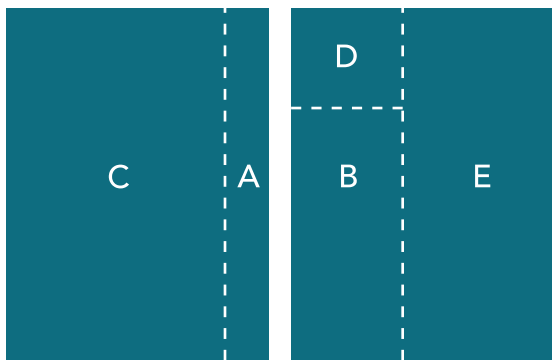
Two partitions can be made from this size.



This size is also recommended for making lockers.

Full Height Cubicle

260 x 205 cm

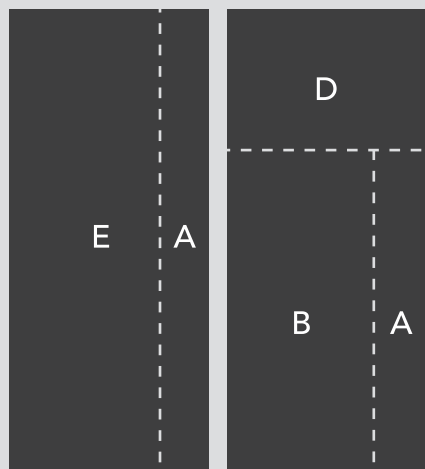


When positioned vertically, these sizes are suitable for most ceiling heights.

- A Pilaster
- B Door
- C Partition
- D Overpanel
- E Back panel

Full Height Cubicle

307 x 124 / 305 x 132 / 307 x 132 cm



Two panels will cover all Premier applications (door, pilasters, overpanel and back panel)

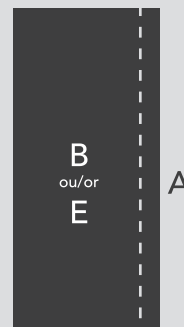
For partitions, please refer to following sizes: 366 x 151 cm and 260 x 205 cm.



The Touch finish is also available in 215 x 97 cm for deep matt and anti-fingerprint cubicle fronts (door and pilaster).


Standard Cubicle

215 x 97 cm



POLYREY HPL®

HIGH PRESSURE LAMINATE



52
Decors

5
Finishes

Hygienic



Easy to clean



Antibacterial

Resistant to



Abrasion



Impact



Moisture



Heat up to 180 °C



Cracking



Chemical products



Scratches



Artificial light

Hard-wearing, resistant & hygienic

Surfaces to be bonded
to different substrates.

- Multi-purpose and robust surface suitable for use in very high-traffic environments
- Hard-wearing creations
- Impact and abrasion resistant
- Stain resistant

- Quick and easy to clean
- High resistance in heavy duty applications
- Non-porous, waterproof

Labels



Touch finishes and door application



Wall cladding



Sizes & thicknesses

SIZES :

FA : 307 x 124 cm • 307 x 132 cm • 366 x 151 cm
• 412 x 151 cm • 432 x 166 cm

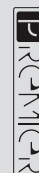
SURF : 307 x 132 cm • 412 x 151 cm

THICKNESS : 0.8 mm

SIZES :

BRILLANT : 307 × 124 cm
LINIMAT : 307 × 132 cm
TOUCH : 305 × 132 cm

THICKNESSES : 0.8 mm – 1 mm



* Touch finish benefits from inherent antibacterial properties and do not require the Sanitized® label.

PANOPREY®

MELAMINE FACED BOARD



42
Decors

3
Finishes

Hygienic



Easy to clean



Antibacterial

Resistant to



Abrasion



Easy to machine



Moisture



Cracking



Chemical products



Artificial light

Decorative & economical

Easy and ready to use

- Ideally suited for vertical and moderate horizontal use in low-traffic environments
- Decorative on both sides

- Assorted ABS and melamine faced edging for a flawless finish (available from our partners : contact us)
- Low-emission substrate (E1)
- Moisture resistant

Labels



Sizes & thickness

SIZES :

FA : 280 × 207 cm

THICKNESS : 19 mm

SIZES :

BRILLANT - LINIMAT : 280 × 207 cm

THICKNESS : 19 mm



COMPACT SOLID GRADE LAMINATE • HIGH PRESSURE LAMINATE

SIGNATURE

Hygienic



Easy to clean



Antibacterial

Customise your washroom project

Resistant to



Abrasion



Impact



Machinable throughout
its thickness



Cracking




Chemical products



Scratches



Artificial light



COMPACT SOLID GRADE LAMINATE :

SIZES : 307 × 124 cm • 307 × 132 cm / **THICKNESS :** 12,5 mm

HIGH PRESSURE LAMINATE :

SIZES : 307 × 124 cm • 307 × 132 cm / **THICKNESS :** 0.8 mm – 1 mm

Signature
LIBRARY

A library of decors at your disposal

Hundreds of creations available in different colours, regularly updated to keep up with trends.

1



Choose your Signature Library decor
at www.polyrey.com

2



Order your **free**
sample

3



Order your panels from one of
our **distribution partners**



COMPACT SOLID GRADE LAMINATE :

SIZES : 215 × 97 cm • 307 × 124 cm • 307 × 132 cm / **THICKNESS :** 12,5 mm

HIGH PRESSURE LAMINATE :

SIZES : 215 × 97 cm • 245 × 124 cm • 307 × 124 cm • 307 × 132 cm / **THICKNESS :** 0.8 mm – 1 mm

Signature
CREATION

We manufacture your creations

Create your own design and bring your very own project to life.

1



Create your
design

2



Send us your files at
signature@polyrey.com

3



Receive a **free prototype** to
finalise your choice

4



Order your panels from one of
our **distribution partners**

Signature panels must not remain in constant contact with water or be exposed to high levels of humidity (≥ 80% HL).
Examples.: shower cubicles, spa, swimming pool cubicles in humid environments.

SECTORS

Products suitable for **all types of projects**

Sports, Leisure, Education, Healthcare, Transport, Retail



SPORTS




HIGH RESISTANCE

Reysipur® Compact Solid Grade Laminate technical properties allows the furnishing of high-traffic environments.

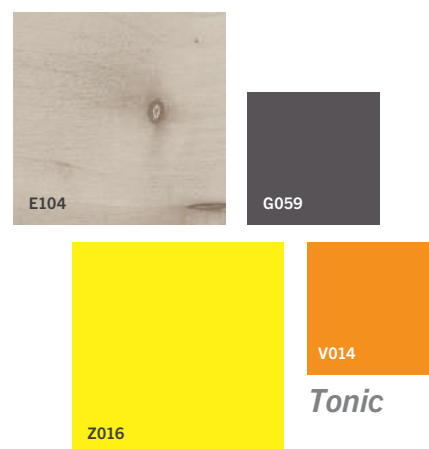


The combination of woodgrain and plain colours guarantees an ambience full of energy! It is ideal for fittings in sports facilities, where it adds a lively, colourful effect. The lined matt LINIMAT finish adds character and authenticity to woods.

Inspiration



Lagoon



Tonic



R059 FA *Rose Indien*



C180 LINIMAT *Chêne Alba*



Club

LEISURE



WATERPROOF

Reysipur® Compact Solid Grade Laminate allows the creation of structures that are particularly suited to fittings in humid environments (swimming pools, camp sites, spas etc.)



Stunning in glossy plain colours, the double entry cubicle opens new perspectives. Interior fittings such as shelves or benches can be incorporated to provide a practical and technical global solution for leisure spaces.



Z016 BRILLANT - FA *Zeste de Citron*



V109 BRILLANT - FA *Vert Bali*



B119 BRILLANT - FA *Bleu Turquoise*





N005 BRILLANT - FA *Noir*




Inspiration



Forest



Nature



Ocean

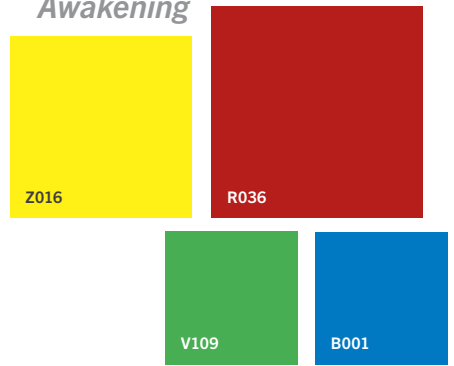
EDUCATION

+ CUSTOMISABLE

Signature Library decors can be co-ordinated with plain colours to enliven designs with a touch of fantasy.

Inspiration


Awakening



Softness



Fun



Bright colours add liveliness and fantasy to teaching environments for young children. Signature Library offers a broad scope for creative freedom with its fun and colourful decors. Through combinations with woods and materials, spaces can be furnished with greater sobriety for higher education establishments.



HEALTHCARE







ANTIBACTERIAL

The Sanitized® treatment eliminates 99.9% of bacteria on the surface of our products. These antibacterial properties, alongside its easy cleaning, make the Cubicle & Washroom offer the ideal solution for the healthcare sector.






Delicate patterns combined with aquatic shades are a source of serenity and optimism. All together they allow the creation of bright spaces ideal for healthcare environments.







	B194 FA	<i>Bleu Buée</i>
	M047 FA	<i>Mousse</i>
	Z038 FA	<i>Zeste Indigo</i>
	C018 FA	<i>Chardon</i>

Inspiration

	G059		N023
	C017	Comfort	

Light	
	M001
	O111
	B119

Serenity			
	G003		N028
	B015		Z022

TRANSPORT






WALL CLADDING


Reysipur® Compact Solid Grade Laminate can be used for wall cladding from 6 mm.

Inspiration



Elegance



Purity



Travel




Pierre de Lune



Noir



Travertin Naturel



Materials decors can be widely used in the most high-end projects. Used as wall cladding, Travertin plays the card of sophistication.



RETAIL

Touch



HIGH PERFORMANCE

The TOUCH finish combines exceptional surface properties : anti-fingerprint technology, high scratch resistance, high impact resistance, micro-scratches can be repaired. Touch is available in High Pressure Laminate and Compact Solid Grade Laminate.


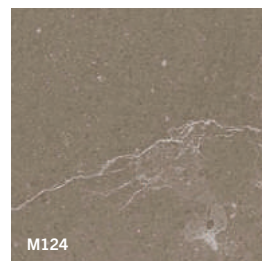



For full-height cubicles, the deep matt rendering of the TOUCH finish combined with an elegantly drawn marble pattern adds charisma and sobriety to washroom areas in high-end establishments.



Inspiration




Nude



Urban



Dandy



Noir




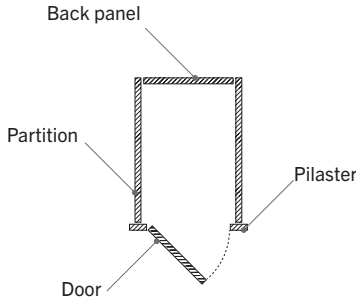
Marbre Siroco

FINISHES

2

Essential finishes for simple, understated projects.

/// FA - SURF



FA

Light satin finish with an extra fine grain and soft texture, charming purity and discretion.




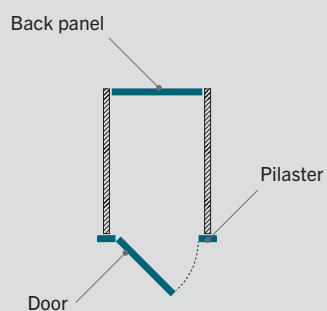
Surf SUR

Fine grainy texture for a pleasant sanded effect that gives extra soul to the decors.

3

Ultra-contemporary finishes for high-end results.

— BRILLANT - LINIMAT - TOUCH



Brillant BRIHG

A varnished effect for brightness that enhances the intensity of plain colours.

Touch TCH

A surface with a silky smooth effect and a deep matt finish that absorbs light.



TOUCH, a finish with anti-fingerprint technology.



Linimat LIM


A lined and matt surface finish that adds character and a contemporary feel to the different varieties of wood.

COLOUR CHART


52 Decors



B070 FA
Blanc Megève



O111 FA
Orgeat



G029 FA
Gris Tourterelle




G075 FA
Gris Cendré



G059 FA
Gris Orage




B015 FA
Blanc Menuires



Z022 FA
Zeste Coco



G003 FA
Gris Perle



C011 FA - SURF
Caviar



N005 FA
Noir



C017 FA
Coquille d'Œuf



B116 FA
Beige Nature



P001 FA
Pierre de Lune



R036 FA
Rouge Cerise



R057 FA
Rouge Amarante



V109 FA
Vert Bali



C049 FA
Cactus



G031 FA
Genêt



C062 FA
Capucine



R059 FA
Rose Indien



V110 FA
Vert Impérial



P092 FA
Pomme Verte



Z016 FA
Zeste de Citron




V014 FA
Vinye



C189 FA
Cyclamen



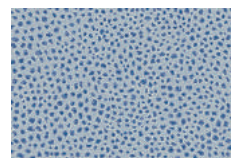
B001 FA
Bleu Flash



B048 FA
Bleu Oslo



C018 FA
Chardon



Z038 FA
Zeste Indigo



B086 FA
Bleu Caraïbes



B119 FA
Bleu Turquoise



N028 FA - SURF
Nova Mousse



M047 FA
Mousse



B194 FA
Bleu Buée



N023 FA - SURF
Nova Saphir

WASHROOM DECOR COMPLEMENTARITY

High Pressure Laminate (HPL)
POLYREY HPL®

Compact Solid Grade Laminate
REYSIPUR®

Melamine Faced Board
PANOPREY®




Also available in Premier finish



Finish with anti-fingerprint technology

All decors and finishes of the Cubicle and Washroom product range are mentioned in the colour chart here above. To confirm product / decor / finish combinations, please refer to the availability table on pages 38-39.


A printed reproduction may differ from the actual product, please don't hesitate to request a sample before finalising your choice.



C149 FA
Chêne Colorado



N056 FA
Noisetier Naturel




C102 FA
Chêne Clair Horizontal




C180 FA
Chêne Alba




E104 FA
Érable Féroé Horizontal




N115 FA
Noyer Havana Horizontal



N026 FA
Noyer Ombré




C101 FA
Chêne Brun Horizontal




B100 FA
Banian Blanchi



C183 FA
Chêne d'Argent




B101 FA
Banian Noirci




T105 FA
Teck Carbone



M124 FA
Marbre Taisa




T108 FA
Travertin Naturel



M134 FA
Marbre Siroco



M001 FA - SURF
Maryland Clair



M003 FA - SURF
Maryland Foncé


LINIMAT




C180 LINIMAT
Chêne Alba



C183 LINIMAT
Chêne d'Argent




C149 LINIMAT
Chêne Colorado




T105 LINIMAT
Teck Carbone

TOUCH




B116 TOUCH
Beige Nature



B070 TOUCH
Blanc Megève




G075 TOUCH
Gris Cendré




N005 TOUCH
Noir

BRILLANT




B116 BRILLANT
Beige Nature



B070 BRILLANT
Blanc Megève



G075 BRILLANT
Gris Cendré




N005 BRILLANT
Noir



P001 BRILLANT
Pierre de Lune



Z016 BRILLANT
Zeste de Citron



P092 BRILLANT
Pomme Verte



V109 BRILLANT
Vert Bali




R036 BRILLANT
Rouge Cerise



R059 BRILLANT
Rose Indien




C189 BRILLANT
Cyclamen




B119 BRILLANT
Bleu Turquoise

FULL PANELS


WOODS




B100
Banian Blanchi



B101
Banian Noirci



C101
Chêne Brun Horizontal




C102
Chêne Clair Horizontal




C149
Chêne Colorado




C180
Chêne Alba



C183
Chêne d'Argent




E104
Érable Féroé Horizontal



N026
Noyer Ombré



N056
Noisetier Naturel




N115
Noyer Havana Horizontal




T105
Teck Carbone

MATERIALS



M001
Maryland Clair



M003
Maryland Foncé



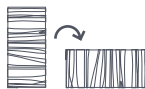
M124
Marbre Taisa



M134
Marbre Siroco



T108
Travertin Naturel



The direction of the decor can be reversed according to your choice of optimisation.
More information on page 15.

A printed reproduction may differ from the actual product, please don't hesitate to request a sample before finalising your choice.

COLOUR MATCHES

Code	Decor	PANTONE	RAL	NCS	BS
B001	Bleu Flash	300 C	5015	S 2065-R90B	20 E 53 (D)
B015	Blanc Menuires	9064 C	9016	S 0502-G50Y	00 E 55
B048	Bleu Oslo	644 C	-	S 1030-R80B	20 D 41 (D)
B070	Blanc Megève	9064 C	9016	S 0502-G50Y	10 A 01
B086	Bleu Caraïbes	7687 C	5002	S 4050-R80B	-
B116	Beige Nature	9223 C	-	S 2005-Y50R	-
B119	Bleu Turquoise	631 C	-	S 1050-B10G	18 E 51 (D)
B194	Bleu Buée	621 C	-	S 1005-B20G	18 E 49
C017	Coquille d'Œuf	9180 C	1015 (D)	S 0907-Y30R	08 C 31
C018	Chardon	535 C	5023	S 4030-R90B	20 C 37 (L)
C049	Cactus	368 C	-	S 1070-G40Y	-
C062	Capucine	7626 C	-	S 1080-Y90R	04 E 53
C189	Cyclamen	255 C	4008	S 4050-R400B	24 E 56
G003	Gris Perle	421 C	7040	S 3005-R80B	18 B 19 (L)
G029	Gris Tourterelle	427 C	7035	S 1502-B	-
G031	Genêt	143 C	1003	S 0560-Y20R	-
G059	Gris Orage	7540 C	7024	S 7502-B	00 A 13 (L)
G075	Gris Cendré	415 C	7004	S 4502-B	00 A 07
M047	Mousse	624 C	-	S 3020-B70G	16 C 35 (L)
N005	Noir	Black C	9005	S 9000-N	00 E 53
O111	Orgeat	9064 C	9010	S 0502-G500Y	00 E 55
P001	Pierre de Lune	7531 C	7006 (D)	S 5005-Y20R	08 B 23 (D)
P092	Pomme Verte	583 C	-	S 1060-G60Y	12 E 51
R036	Rouge Cerise	187 C	3001	S 2570-Y90R	-
R057	Rouge Amarante	1817 C	3009	S 6030-Y90R	473
R059	Rose Indien	702 C	3017	S 1070-R-10B	02 E 53
V014	Vinyle	1575 C	2011 (D)	S1060-Y50R	06 E 51 (L)
V109	Vert Bali	7738 C	6018	S 2060-G20Y	-
V110	Vert Impérial	341 C	6024	S 3060-G	262
Z016	Zeste de Citron	102 C	1016	S 0560-G90Y	-

To facilitate co-ordination of our plain colour decors with other decorative materials, you will find the NCS® - RAL® - BS® - Pantone® matches for each colour in this table. The NCS® - RAL® - BS® - Pantone® codes are given on an indicative basis.

For the RAL® - BS® colour chart, Polyrey decors may vary :
L = light
D = dark



Express samples

We recommend checking the targeted colour with a real sample.

TOUCH					
Code	Decor	PANTONE	RAL	NCS	BS
B070	Blanc Megève	-	9016	S 0500 - N	00 E 55
B116	Beige Nature	9163 C	-	S 1505 - Y50R	08 B 17
G075	Gris Cendré	Cool gray 7C	7004	S 4000 - N	00 A 07
N005	Noir	Black 7 C	7021	S 8500 N	18 A 14

AVAILABILITY TABLE

		POLYREY HPL® HIGH PRESSURE LAMINATE						
		GRADE	Postforming (except BRILLANT - TOUCH)					
		SIZES (cm)	307 × 124	FA - SURF - LINIMAT: 307 × 132 TOUCH: 305 × 132	366 × 151	412 × 151	432 × 166	
		THICKNESS (mm)	0,8 - BRILLANT: 1 mm					
		Code	Decor	Finishes				
COLOURS	B001	Bleu Flash		FA		FA	FA	
	B015	Blanc Menuires		FA		FA	FA	
	B048	Bleu Oslo		FA		FA	FA	
	B070	Blanc Megève		FA - BRILLANT	TOUCH	FA	FA	
	B086	Bleu Caraïbes		FA		FA	FA	
	B116	Beige Nature		FA - BRILLANT	TOUCH	FA	FA	
	B119	Bleu Turquoise		FA - BRILLANT		FA	FA	
	B194	Bleu Buée		FA		FA	FA	
	C011	Caviar			SURF		SURF	
	C017	Coquille d'Œuf		FA		FA	FA	
	C018	Chardon		FA		FA	FA	
	C049	Cactus		FA		FA	FA	
	C062	Capucine		FA		FA	FA	
	C189	Cyclamen		FA - BRILLANT		FA	FA	
	G003	Gris Perle		FA		FA	FA	
	G029	Gris Tourterelle		FA		FA	FA	
	G031	Genêt		FA		FA	FA	
	G059	Gris Orage		FA		FA	FA	
	G075	Gris Cendré		FA - BRILLANT	TOUCH	FA	FA	
	M047	Mousse		FA		FA	FA	
	N005	Noir		FA - BRILLANT	TOUCH	FA	FA	
	N023	Nova Saphir			SURF		SURF	
	N028	Nova Mousse			SURF		SURF	
	O111	Orgeat		FA		FA	FA	
	P001	Pierre de Lune		FA - BRILLANT		FA	FA	
	P092	Pomme Verte		FA - BRILLANT		FA	FA	
	R036	Rouge Cerise		FA - BRILLANT		FA	FA	
	R057	Rouge Amarante		FA		FA	FA	
	R059	Rose Indien		FA - BRILLANT		FA	FA	
	V014	Vinyle		FA		FA	FA	
	V109	Vert Bali		FA - BRILLANT		FA	FA	
	V110	Vert Impérial		FA		FA	FA	
	Z016	Zeste de Citron		FA - BRILLANT		FA	FA	
	Z022	Zeste Coco		FA		FA	FA	
	Z038	Zeste Indigo		FA		FA	FA	
	WOODS	B100	Baniani Bianchi			FA		FA
B101		Baniani Noirci			FA		FA	
C101		Chêne Brun Horizontal			FA		FA	
C102		Chêne Clair Horizontal			FA		FA	
C149		Chêne Colorado			FA - LINIMAT		FA	
C180		Chêne Alba			FA - LINIMAT		FA	
C183		Chêne d'Argent			FA - LINIMAT		FA	
E104		Érable Féroé Horizontal			FA		FA	
N026		Noyer Ombré			FA		FA	
N056		Noisetier Naturel			FA		FA	
N115		Noyer Havana Horizontal			FA		FA	
T105		Teck Carbone			FA - LINIMAT		FA	
MATERIALS		M124	Marbre Taisa			FA		FA
		M134	Marbre Siroco			FA		FA
	T108	Travertin Naturel			FA		FA	
	M001	Maryland Clair			SURF		SURF	
	M003	Maryland Foncé			SURF		SURF	

REYSIPUR®
COMPACT SOLID GRADE

Standard (black core)

215 x 97 260 x 205 BRILLANT : 307 x 124
TOUCH : 305 x 132 366 x 151
LINIMAT : 307x132

12,5 mm

Finishes

PANOPREY®
MELAMINE FACED BOARD

Moisture Resistant

280 x 207

19 mm

Finishes

*LRV **

FA	FA			FA	0,11
FA	FA			FA	0,84
FA	FA			FA	0,52
TOUCH	FA	TOUCH - BRILLANT	FA	FA - BRILLANT	0,81
FA	FA		FA	FA	0,09
TOUCH	FA	TOUCH - BRILLANT	FA	FA - BRILLANT	0,51
FA	FA	BRILLANT	FA		0,34
FA	FA		FA		0,73
FA	FA		FA	FA	0,09
FA	FA		FA	FA	0,60
FA	FA		FA		0,20
FA	FA		FA	FA	0,33
FA	FA		FA	FA	0,17
FA	FA	BRILLANT	FA	FA	0,10
FA	FA		FA	FA	0,40
FA	FA		FA	FA	0,55
FA	FA		FA	FA	0,57
FA	FA		FA	FA	0,09
TOUCH	FA	TOUCH - BRILLANT	FA	FA - BRILLANT	0,32
FA	FA		FA	FA	0,35
TOUCH	FA	TOUCH - BRILLANT	FA	FA - BRILLANT	0,06
FA	FA		FA	FA	0,26
FA	FA		FA	FA	0,36
FA	FA		FA	FA	0,79
FA	FA	BRILLANT	FA	FA	0,19
FA	FA	BRILLANT	FA	FA	0,50
FA	FA	BRILLANT	FA	FA	0,12
FA	FA		FA		0,10
FA	FA	BRILLANT	FA		0,24
FA	FA		FA	FA	0,35
FA	FA	BRILLANT	FA	FA	0,33
FA	FA		FA	FA	0,20
FA	FA	BRILLANT	FA		0,63
FA	FA		FA		0,69
FA	FA		FA		0,51
FA	FA		FA	FA	0,37
FA	FA		FA	FA	0,10
FA	FA		FA	FA	0,16
FA	FA		FA	FA	0,53
FA	FA	LINIMAT	FA	FA - LINIMAT	0,19
FA	FA	LINIMAT	FA	FA - LINIMAT	0,48
FA	FA	LINIMAT	FA	FA - LINIMAT	0,42
FA	FA		FA	FA	0,61
FA	FA		FA	FA	0,15
FA	FA		FA	FA	0,32
FA	FA		FA	FA	0,10
FA	FA	LINIMAT	FA	FA - LINIMAT	0,10
FA	FA		FA		0,54
FA	FA		FA	FA	0,13
FA	FA		FA		0,29
FA	FA		FA	FA	0,5
FA	FA		FA	FA	0,47

To confirm aesthetics of our products, we recommend checking the targeted colour with a real sample.

For BRILLANT finishes, the final result may differ slightly between HPL and compact HPL. Ask for a sample in compact HPL Reysipur® to validate the end aesthetic of your product.



Express samples

* LRV : Light Reflectance Value

CUBICLE & WASHROOM

UK

Polyrey

9-29 Rixon Road
Wellingborough
Northamptonshire, NN8 4BA
United Kingdom

To receive samples
Tel. : +44 (0) 1923 202700
polyrey.uk@polyrey.com

Samples requested before 3pm are dispatched for free on the same day. We will do everything possible to ensure that you receive your samples within 48 hours.

www.polyrey.com

Uniclass L664:D94
CI/SfB Rn8
07/17

The logo for Polyrey, featuring a stylized red and white 'P' icon followed by the word 'polyrey' in a bold, lowercase sans-serif font.

A WILSONART COMPANY



The mark of
responsible forestry

