

Classic



Furniture for people





The tried-and-tested **complete range**

S 2000 Classic by C+P offers more than you have come to expect. Why? Because it is our ambition as the market leader in steel lockers to always stay ahead of the competition. Be it a ventilation concept, sub-frames, the accessory range, or lock variants: The timeless classic from C+P has been setting standards in basic design for decades.



Turning bolt latch:
For padlocks with a bolt size of 4.5 to 6.5 mm.



Compartment bottom can be swept out easily:
Models with built-in and lowered bench have cleaning openings instead.





Durable steel structure:

Doors hinged on the right, borne on bolt hinges with vertical box reinforcement, vent slots, and stamped-in label holder.



Protected and adjustable:

The plastic locker feet provide improved corrosion protection and are optionally height-adjustable!





The Classic ventilation concept:

It also works perfectly in this locker variant due to the recessed base – and provides much better ventilation than required by the DIN 4547 standard!





Matching benches with coat rack:
Made from a durable rectangular steel tube with comfort hooks and optional shoe rack.



For laundry and cleaning equipment:
The laundry locker, cleaning equipment locker, and storage locker fit together perfectly.

Versatile **organizers**

Furnishing changing rooms and cloakrooms requires furniture that is absolutely versatile: Single or double-tier compartments, Z lockers, lockers with small or large compartments, matching bench solutions, storage space for side rooms – and last but not least, selecting the right equipment and accessory options.

No matter what the requirements are:
S 2000 Classic adapts to your requirements.





You can choose from a wide range of locker sub-frames to meet your application requirements – from the classic foot or base solutions to the bench built underneath the locker. You will find exactly the right variant within the Classic product range.

The right design for everyone:

Classic assembled box lockers are available in three different box heights and two different compartment widths.



C+P double coat hook:

Can support a large load and is very easy to use, with integrated mounting for coat hangers.



Slot-in hat shelf and special clothes rail:

Made of oval profile with twist-proof sliding hooks with system holder, e.g., for coat hangers or a movable partition.

Thoroughly **thought through**

What really makes the difference are the details!
 Classic has much more to offer than you may think.
 Ingenious and thought-through details – typical C+P.

Equipment solutions in the locker



Partition:
 Made of steel, in a permanently mounted design below the hat shelf.



Interior security compartment:
 Instead of the hat shelf. With cylinder lock. Available for compartment widths 300 and 400 mm.



Additional shelf:
 Installation height approx. 250 mm. Height cannot be adjusted or retrofitted.



Shoe tray:
 Made of plastic, removable. With bottom spacers.

Equipment solutions for the door



Mirror:
 On the door inside, dimensions approx. 110 x 90 mm.



Label holder:
 Made of plastic, self-adhesive.



Special label holder:
 Made of transparent plastic. With this project solution, only the compartment user can change the labeling from the inside.



Door opening limiter 90°:
 Made of stainless steel. Does not limit use of the locker as it is fitted above.

Mechanical locking systems



Turning bolt latch:
 For padlocks with a bolt size of 4.5 to 6.5 mm.



Cylinder lock:
 Also available with master key function on request. Can be supplied with or without number plate made of plastic or stainless steel.



PIN code lock:
 The simple solution with freely selectable PIN code. Ideal wherever no keys or data carriers are to be used.



Coin-operated lock:
 As deposit or token-operated lock with practical twin coin function.

Systematic ventilation

The Classic ventilation concept also works perfectly in this locker variant due to the recessed base – and provides much better ventilation than required by the DIN 4547 standard!



The principle:


The air inlet to the rear of the base ensures good ventilation and drying in the compartment (see illustration). Air is supplied in base lockers via openings above the recessed base.

Door designs




Vent slots:

Three louvers at the top and bottom of the door. Standard design for all lockers with full-length doors.




Stamped rosette holes:

A rosette hole in the top and bottom of the door. Standard design for all double-tier lockers.



Door with perforated panel:

23 mm square perforation with 5 mm bars. For all models with full-length doors.



Viewing windows:

For assembled box lockers, viewing window made of 3 mm acrylic glass for a direct view.

Practical upgrades available



Locker with integrated slope:

Locker is approx. 200 mm higher at the rear, slope angle approx. 21°.



Sloping top:

Approx. 230 mm high at the rear, for retrofitting, slope angle approx. 26°.



Special foot made of plastic for improved corrosion protection:

The Classic foot made of sturdy plastic is 150 mm high. It is available with the standard floor glider or also with height adjustment screws for easy locker level adjustment.



A great combination

C+P offers a wide range of color coatings as standard features. Or let us know which particular color you require. You will find the full range and additional information on color options in the current catalog. Have fun choosing!



Body colors:

As well as the classic body colors light gray and anthracite, Evolo offers a large selection of other possibilities.



Door colors / Accentuation colors:

Strong or muted tones are especially suitable for doors or for accentuation.

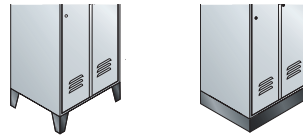


The choice is yours.

One product for all requirements? Not any more. The Classic series is so comprehensive that you will find the right locker for every application. And that certainly includes yours!

Your C+P advisor will be glad to provide you with more information and show you the optimum solution for your installation.

The Classic series from C+P is available...

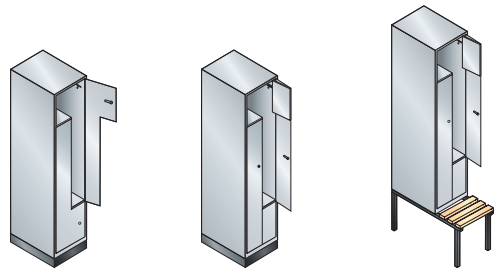


...with feet or base



...with various sub-frame options

bench built in front or lowered bench, or bench built underneath the locker.



...with practical solutions

as a Z locker with fixed door or folding-door mechanism.



...in various door designs

doors closing in the middle for joint lock or one door covering two compartments (street and work clothes design).

Plan your furniture

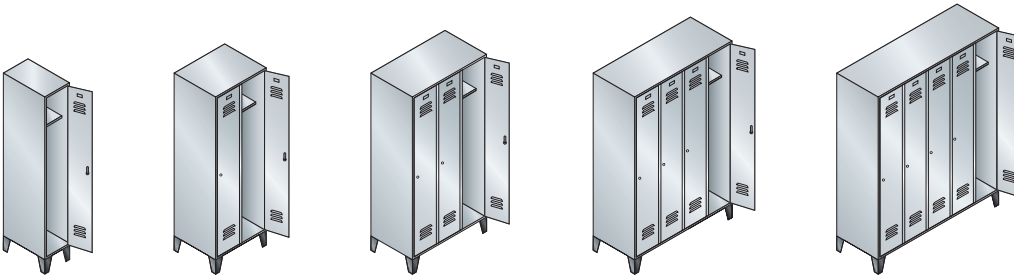


The **pCon.planner** and the C+P data package in OFML standard enable you to plan your projects professionally and creatively. Take advantage of this – from ground plans to photo-like images:

- Free to download – professional planning
- Easy and intuitive to use
- Numerous online catalogs to choose from
- Photo-like images

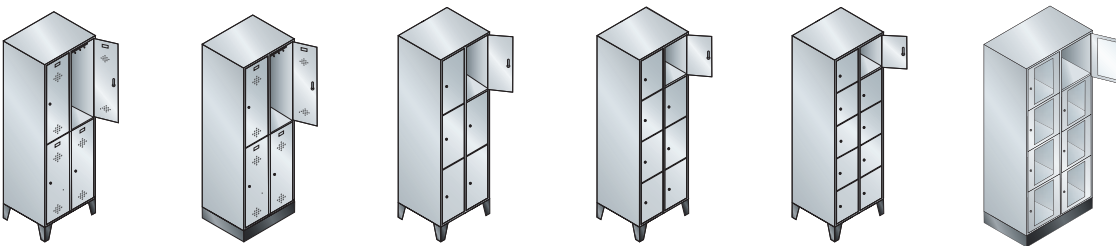
For more information, visit:

www.cp.de/ofml



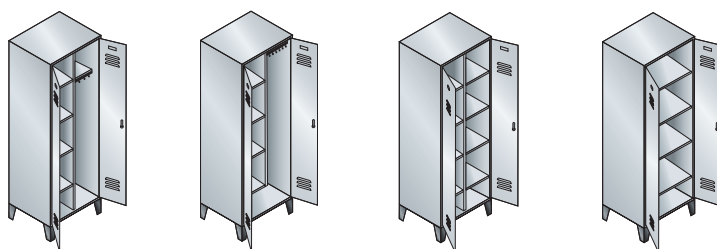
...in compartment widths

of 300 or 400 mm, with one, two, three, four or five compartments (compartment width 400 mm up to four compartments).



...in a multiple-tier design

as double-tier lockers (two doors on top of one another) and assembled box lockers, also with viewing windows.



...with intelligent and attractive interior fittings

as laundry locker, cleaning equipment locker or as storage locker.

Incidentally:

C+P is the specialist in tasteful and efficient furnishings and fittings made of steel. We have been specializing in the field for decades. So it is no wonder that our customers have enabled C+P to become the market leader in numerous product segments.

You can obtain more information about the Classic range and the address of a specialist dealer near you by calling

+49 (0) 64 65 / 919 - 340

or sending an email to **sales@cp.de**

C+P Möbelsysteme GmbH & Co. KG

Boxbachstraße 1 · D-35236 Breidenbach/Germany

Tel. +49 (0) 64 65 / 919 - 340 · Fax +49 (0) 64 65 / 919 - 349

E-Mail sales@cp.de

Internet www.cp.de

Furniture for people

