

# A GUIDE TO BOG STANDARDS

TOILET CUBICLES FOR SCHOOLS AND HIGHER EDUCATION  
BY THRISLINGTON CUBICLES

# **THE A TO Z** **OF TOILETS**

**WE'VE BEEN INSTALLING AWARD-WINNING CUBICLES FOR THE LAST 20 YEARS BUT WE'VE ONLY ACHIEVED THAT BY CONTINUALLY LOOKING FORWARD. WE'RE PEERING INTO THE FUTURE OF EDUCATIONAL BUILDING DESIGN AND IT'S LOOKING BRIGHT.**

**THE GOVERNMENT IS UNVEILING ITS 'BUILDING SCHOOLS FOR THE FUTURE' SCHEME. IT'S THE BIGGEST SCHOOL BUILDINGS INVESTMENT PROGRAMME EVER UNDERTAKEN. THE SCHEME COMES WITH GUIDELINES THAT WILL SOON BECOME INDUSTRY STANDARD.**

**GUIDELINES THAT WILL HAVE A BIG IMPACT ON THE WAY YOU WORK. SO WE DECIDED TO PRODUCE THE INSIDER'S GUIDE TO THE GUIDELINES.**

**BY THRISLINGTON CUBICLES.**

# TRENDS

THE DAYS OF DARK, INTIMIDATING CUBICLES ARE COMING TO AN END. STUDENTS CAN LOOK FORWARD TO MORE BRIGHT, COMFORTABLE ENVIRONMENTS AND EVEN HAVE A SAY IN HOW THEY'RE DESIGNED.



## TROUGHES

Wash troughs are preferable to individual wash basins – they are easier to clean, aesthetically more pleasing, and reduce the potential for pupils to flood the toilets.



## NO LINGERING

Spaces within the toilets to be kept minimum to discourage bullying activity and anti-social behaviour such as smoking.

## EQUAL ACCESS

Each cluster of cubicles to include at least one wheelchair accessible cubicle. Ambulant cubicle for disabled pupils who can walk to be included where appropriate.



## UNISEX AREA

Hand washing areas should be an extension of the circulation space and may be unisex, as experience has shown this to reduce the opportunity for antisocial behaviour.




## THE END OF URINALS

It is better if the use of urinals is avoided, since research has shown that at puberty, boys' use of urinals is problematic. They can contribute to a medical condition known as 'shy bladder syndrome'.



## PASSIVE SUPERVISION

The toilet blocks should be positioned opposite offices, staff work rooms, or preparation rooms so that passive supervision can work throughout the school day.



## ATTRACTIVE DESIGN

The toilets should be designed and fitted out to a high standard of quality and aesthetic to encourage pupil respect and pride in toilets, hopefully discouraging vandalism.



## AURAL PRIVACY

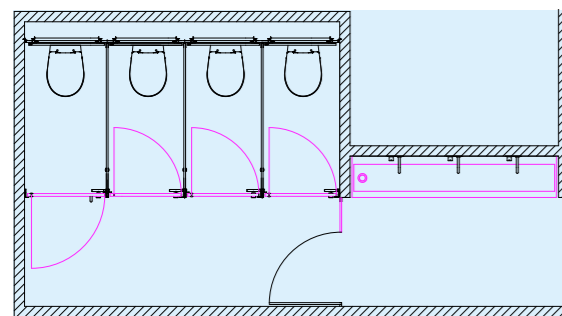
Increasing the background noise volumes within the toilet area will increase privacy.

# TOP TEN

# TIPS

AMONG THE BSF GUIDELINES ARE RECOMMENDATIONS THAT WILL FUNDAMENTALLY CHANGE THE LAYOUT OF TOILETS.

HERE'S OUR PREVIEW OF THE MOST IMPORTANT BITS TO MAKE SURE YOUR SCHOOL COMES TOP OF THE CLASS.



PLAN

1

#### COLOURS AND FINISHES

The floors, walls and cubicles need to contrast visually so a visually impaired user can identify the location of the walls in relation to the floor.

2

#### AMBULANT CUBICLE

Ambulant cubicles should always be placed in any area with four or more cubicles. These should have outward opening doors and always be positioned next to the wall at the end of a row.

3

#### SMALL SPACE WITHIN TOILET FACILITY

Most anti-social behaviour occurs when pupils hang around in the toilets. This is discouraged by reducing the amount of space within the facility.

4

#### SAFE, SECURE AND LOCKABLE.

There must be enough cubicles for all pupils. They must also be secured with sufficient locking systems.

5

#### AMBULANT CUBICLE

Ambulant cubicles should always be placed in any area with four or more cubicles. These should have outward opening doors and always be positioned next to the wall at the end of a row.

6

#### GLASS DOOR SEPARATING HANDWASH & TOILET AREA.

From the hand wash area there should be a clear view of the area directly outside the toilet cubicles to help deter bad behaviour and vandalism.

10

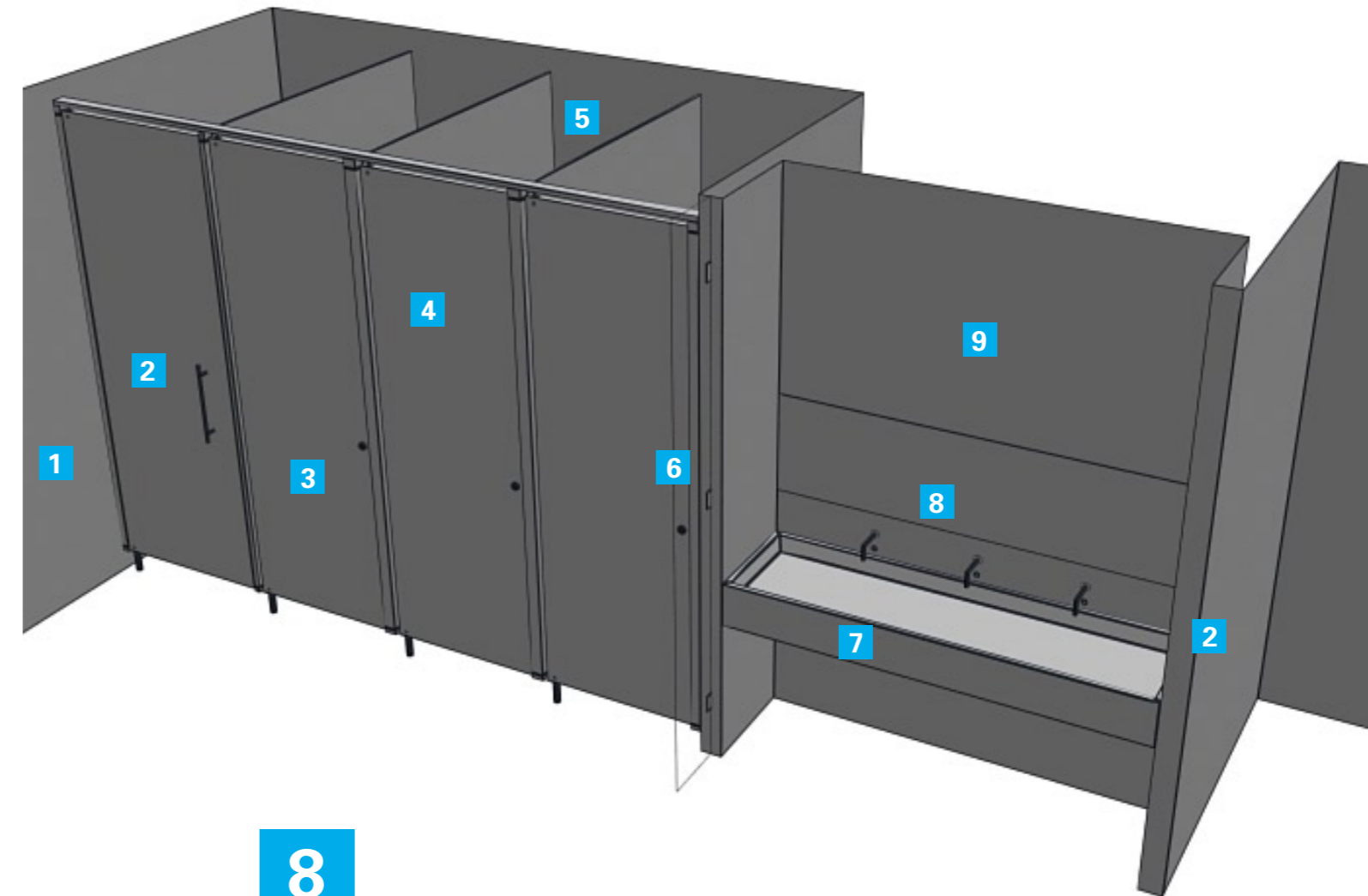
#### NO VIEWS DIRECTLY INTO CUBICLES

Cubicle doors must be at 90 degrees to circulation route. Common areas can be viewed without privacy being jeopardised.

9

#### PUPIL INVOLVEMENT IN DESIGN AND MANAGEMENT

Promote respect by encouraging the pupils to be involved in colour and design choices. Involve pupils in management of toilet block.



8

#### HANDWASHING AREA SHOULD BE SEMI VISIBLE

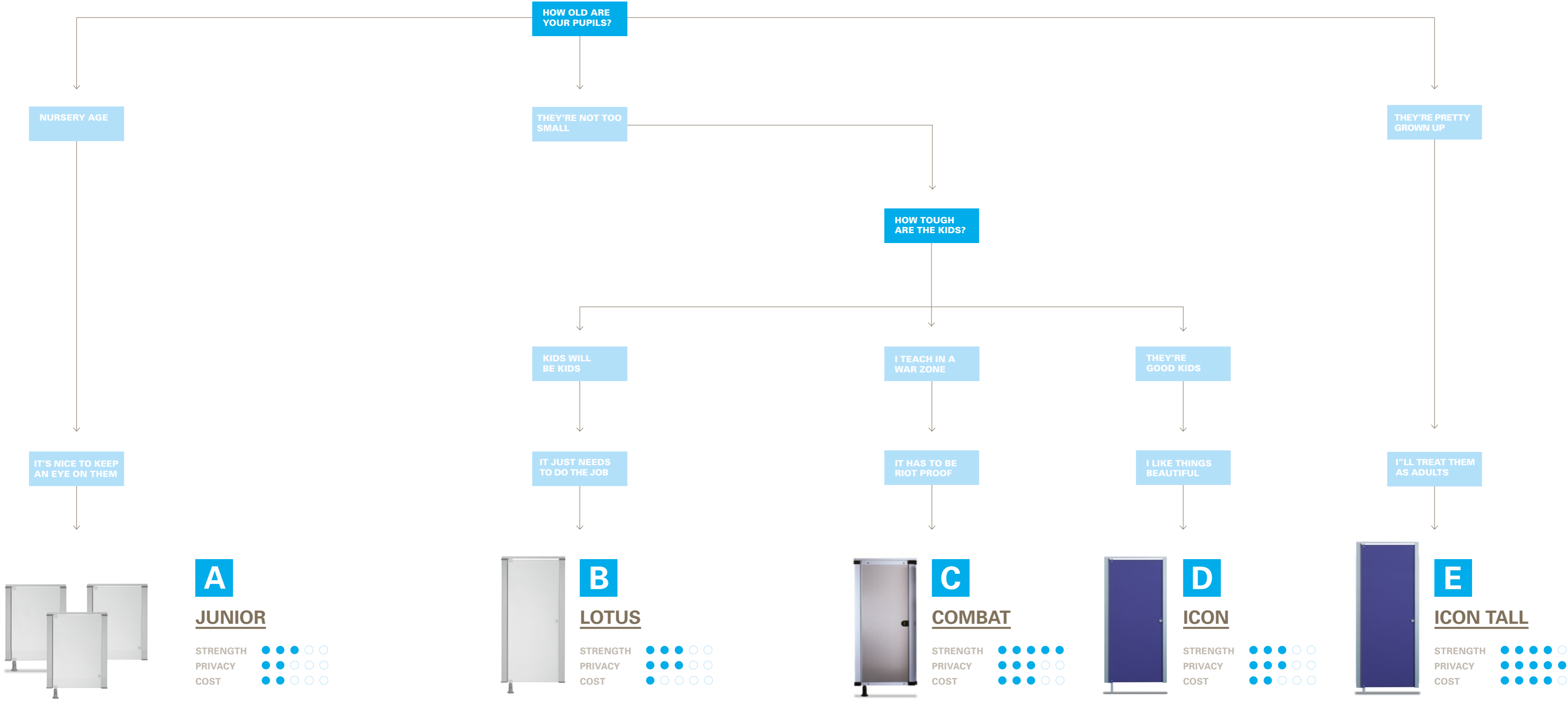
The handwashing area should be an extension of the circulation space. This allows for passive supervision of common areas.

7

#### WASH TROUGHS AS OPPOSED TO BASINS

Troughs are easier to clean, they look better and the opportunity for pupils to flood the toilets is reduced.

**SIMPLIFYING YOUR DECISION**



**A**  
**JUNIOR**  
 STRENGTH ●●●○○  
 PRIVACY ●●○○○○  
 COST ●●○○○○

**B**  
**LOTUS**  
 STRENGTH ●●●○○  
 PRIVACY ●●○○○○  
 COST ●○○○○

**C**  
**COMBAT**  
 STRENGTH ●●●●●  
 PRIVACY ●●○○○○  
 COST ●●○○○○

**D**  
**ICON**  
 STRENGTH ●●●○○  
 PRIVACY ●●○○○○  
 COST ●●○○○○

**E**  
**ICON TALL**  
 STRENGTH ●●●●●  
 PRIVACY ●●●●●  
 COST ●●●●○

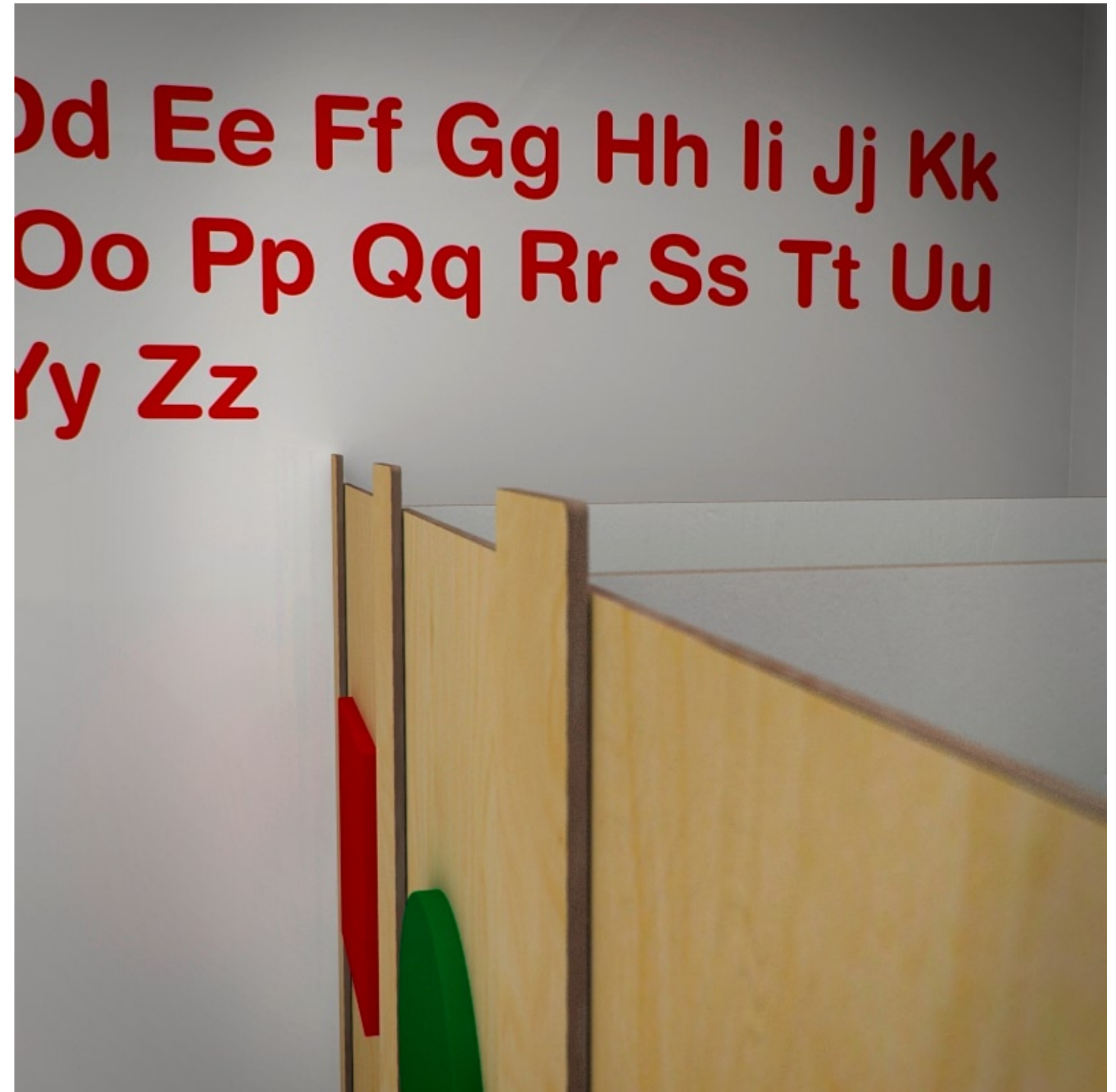


# JUNIOR

UNLIKE OUR COMPETITORS WE DON'T JUST USE AN EXISTING FRAME WITH A HALF-HEIGHT DOOR.


JUNIOR HAS BEEN SENSITIVELY DESIGNED FOR NURSERY SCHOOLS. KIDS FEEL SAFER IN A SMALL SPACE AND TEACHERS AND CARERS CAN SEE THEY'RE OKAY.

NOW WE JUST NEED TO WORK ON THEIR AIMING PROBLEMS.



A

JUNIOR



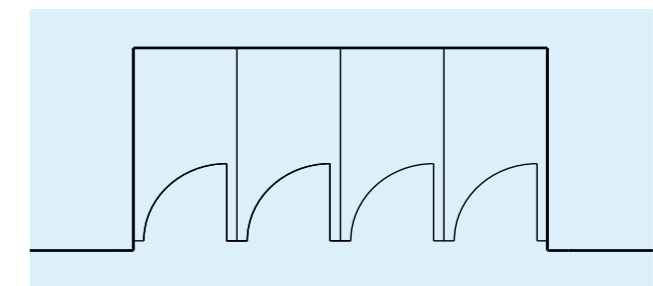
LAMINATE FACED



SOLID GRADE

**“I WOULD STRONGLY  
RECOMMEND THESE  
CUBICLES TO ANY SCHOOL  
FOR DURABILITY AND EASE  
OF CLEANING”**

LIBERTON SCHOOL, EDINBURGH



**EXAMPLE LAYOUT**

Placing the cubicles between walls ensures the cubicles are as strong as possible.




# LOTUS

WE'VE BEEN INSTALLING LOTUS FOR MORE THAN 20 YEARS AND USUALLY THE CUBICLES OUTLAST THE BUILDINGS. WE'RE PROUD TO ANNOUNCE THAT THE ONLY NEW THING ABOUT LOTUS IS THE NEW LOWER PRICE.

LOTUS COMBINES ALL OF THE FEATURES YOU WOULD EXPECT FROM US – INCLUDING OUR TEN YEAR GUARANTEE – BUT AT AN AGGRESSIVE PRICE POINT.

HERE'S TO ANOTHER 20 YEARS.





**B**

**LOTUS**



Aluminium top pivot fitted at low height to maintain pivot action with anti-fingertrap. Door height adjustable to suit application



Adjustable foot with screw calibrator hidden by bellows type sleeve. Made from grey glass filled nylon it also acts as the hinge pivot.

**“I’VE NOTHING TO SAY ABOUT THE CUSTOMER SERVICES DEPARTMENT. MAYBE THAT’S BECAUSE I’VE NEVER HAD TO SPEAK TO THEM IN OVER 10 YEARS”**

SCHOOL NAME, PLACE- WESTMINSTER?



# COMBAT

THE NAME SAYS IT ALL - COMBAT'S BUILT FOR A WAR ZONE .

WE'VE BEEN INSTALLING COMBAT FOR OVER 20 YEARS IN STADIUMS, BARRACKS AND THE TOUGHEST SCHOOLS AND IT'S WITHSTOOD EVERYTHING THROWN AT IT.

IF ONLY WE COULD MAKE ALL TEACHERS AS TOUGH AS THIS.





**COMBAT**



Stainless steel edges the top and bottom of door. Forming of vertical seam elements need for vertical trim.

**“IF THEY WERE PEOPLE,  
THESE CUBICLES WOULD  
BE THE FORWARD LINE OF  
THE ALL-BLACKS”**

NAME HERE, THE UNIVERSITY OF NEWCASTLE



# ICON

ICON IS BUILT WITH A SIMPLE PRINCIPLE IN MIND: THE BETTER DESIGNED AND FITTED OUT A ROOM IS, THE MORE RESPECT ITS USERS WILL HAVE FOR IT.

ICON IS TOUGH ENOUGH TO LAST, BUT WITH THE ELEGANCE YOU'D EXPECT FROM A CUBICLE SYSTEM THAT'S TWICE THE PRICE.

THE PUPILS WON'T WANT TO USE ANY OTHER LOO.



D

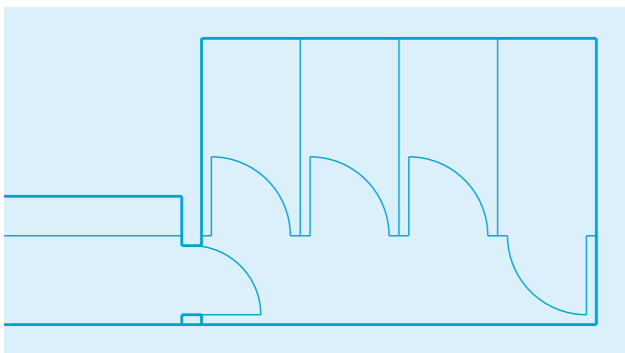
**ICON**



Engineered anodised aluminium foot and door pivot; incorporating sealed bearing, open or closing mechanism.



Extruded anodised headrail and extruded profile aluminium vertical posts.



**EXAMPLE LAYOUT**

A smaller toilet area reducing the likelihood of pupils being able to gather. A hand-wash area viewable from common areas enabling passive supervision. Plus the required ambulant cubicle this layout is typical of the new guidelines.





# ICON TALL

THE FLOOR TO CEILING SYSTEM OF  
ICON TALL OFFERS TOTAL PRIVACY  
TO THE USER.

THINK OF IT LESS LIKE A CUBICLE,  
MORE LIKE A PRIVATE ROOM.



E

ICON  
TALL



Engineered anodised aluminium foot and door pivot; incorporating sealed bearing, open or closing mechanism. Foot creates small 100mm floor gap.

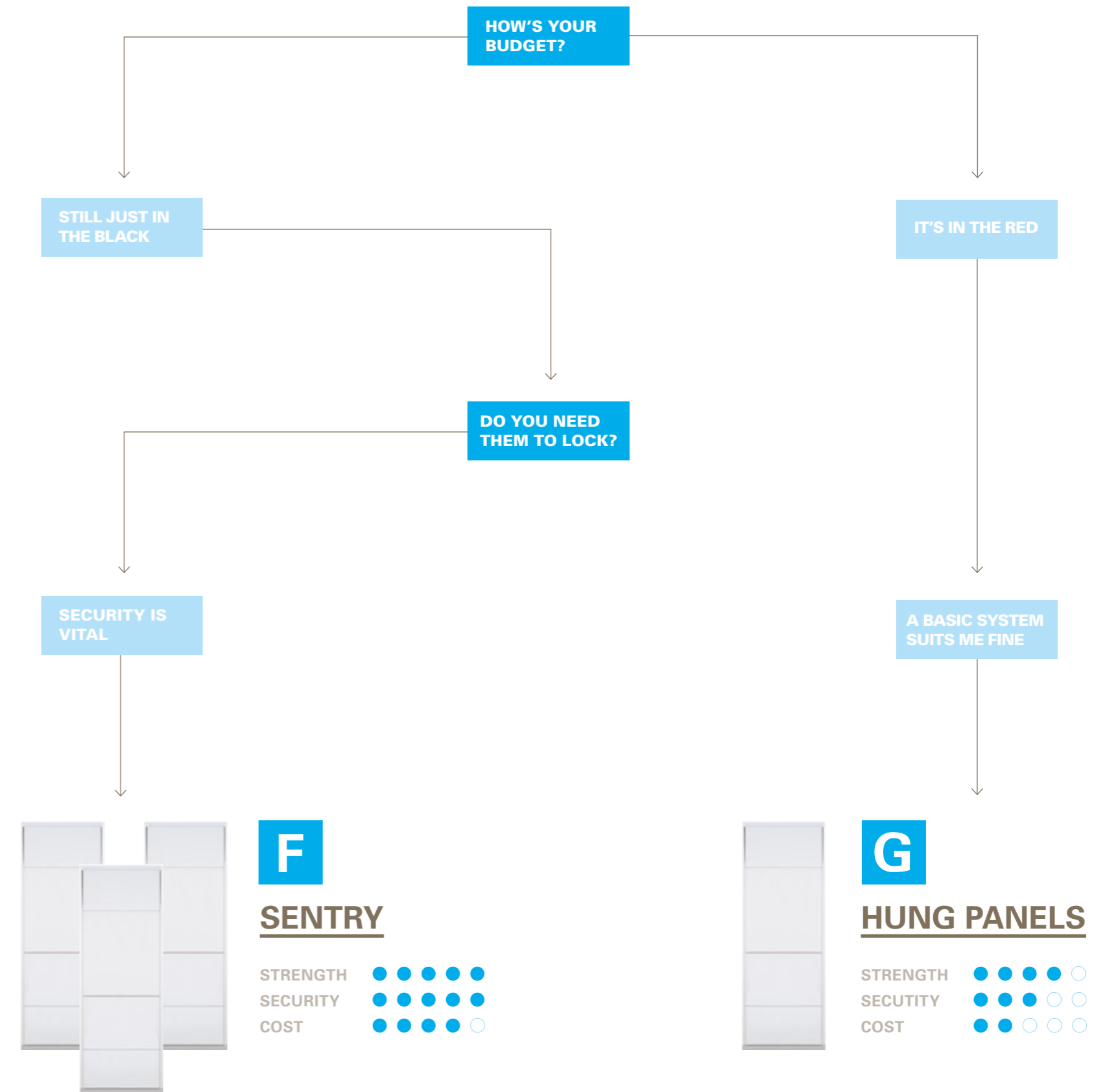




# PANEL SYSTEMS

WE STRONGLY RECOMMEND THE INSTALLATION OF OUR UNIQUE HINGED SENTRY SYSTEM WHICH COMBINES PRACTICALITY WITH CLEAN AND MODERN LINES.

IF YOUR BUDGET IS STRETCHED HOWEVER, OUR HUNG PANELS WILL ALWAYS FIT THE BILL.







SENTRY / HUNG PANELS



**DIAGRAM**  
**SHOWING**  
**SCREWDRIVER**

**REMOVING  
HUNG PANELS**  
Information on how people  
usually use screwdriver  
which chips the panel.

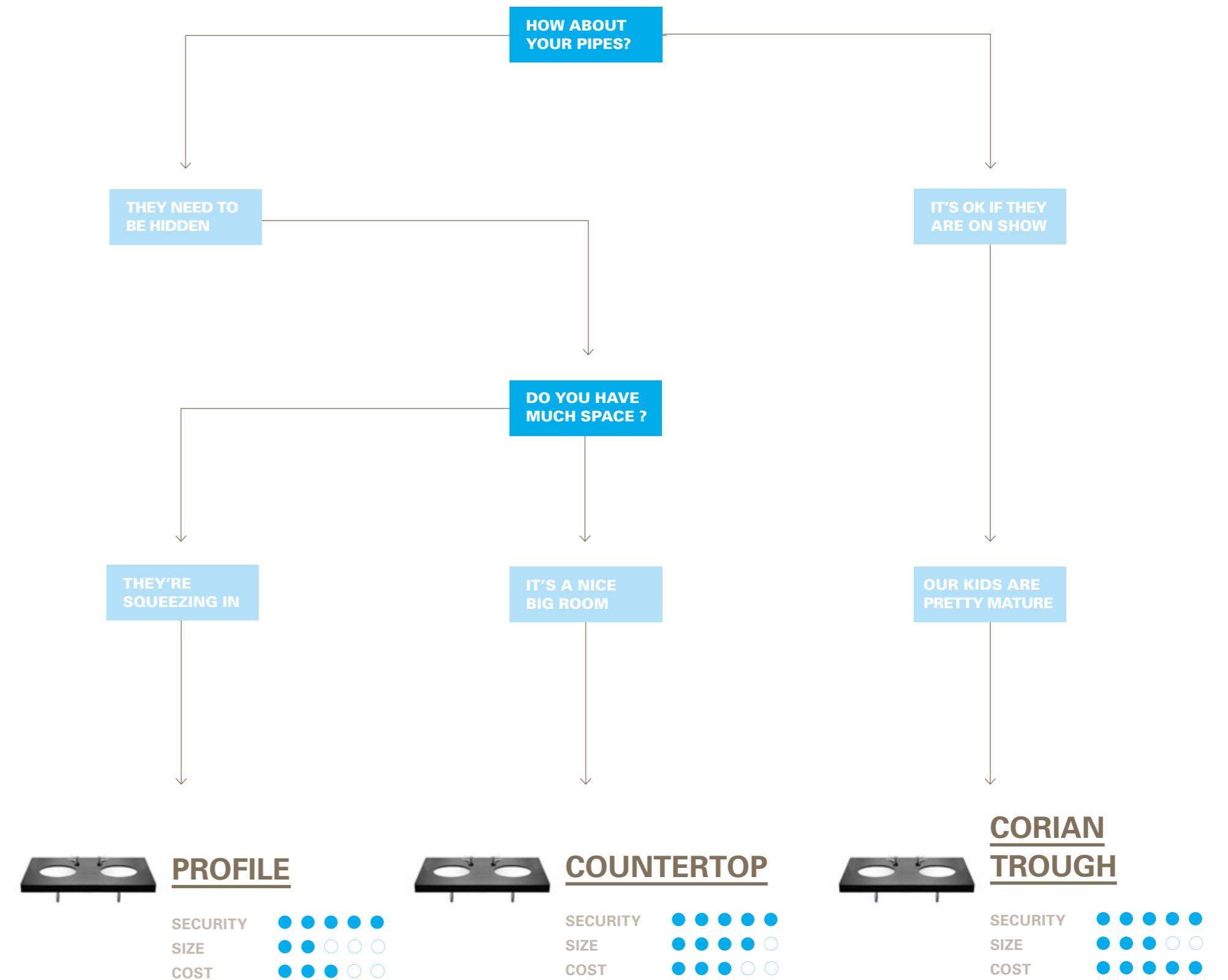


# VANITY UNITS

THE GUIDELINES RECOMMEND WASH TROUGHS, BUT THERE WILL ALWAYS BE DEMAND FOR VANITY UNITS.

WE'VE GOT TWO STANDARD UNITS FOR THE TRADITIONALISTS: PROFILE AND COUNTERTOP.

AND FOR THE SLIGHTLY MORE PROGRESSIVE AMONGST YOU, WE'RE ALSO INTRODUCING OUR CORIAN TROUGH.





## VANITY UNITS



CORIAN TROUGH

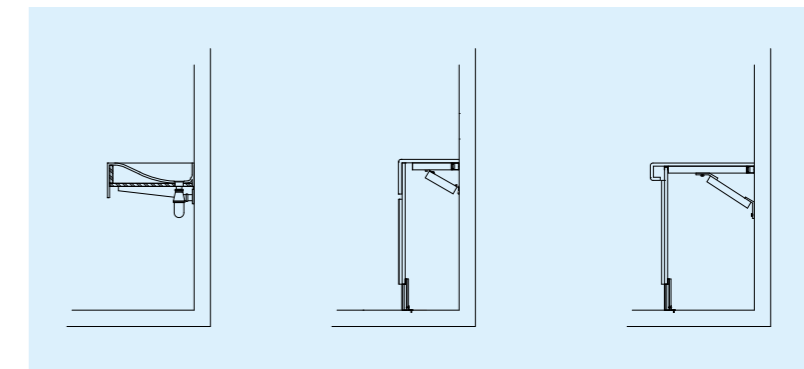


PROFILE



COUNTERTOP

Both countertop and profile vanity units are available with a solid grade or corian top.



CROSS SECTIONS

The cross sections give a quick and easy guide as to the difference between the three different units.

# A WORLD OF COLOUR

WE KNOW WHAT A PAIN PICKING FROM EVERY COLOUR UNDER THE SUN CAN BE, SO WE'VE KEPT THINGS SIMPLE.

20 COLOURS WHICH CAN BE APPLIED TO ANY OF OUR LAMINATE PRODUCTS, IN ANY COMBINATION.

FOR COMBAT THERE'S FOUR GRP COLOURS AVAILABLE. FOR THE CORIAN TROUGH OR TOPS THERE'S EIGHT.

READ ON TO GET YOUR CREATIVE JUICES FLOWING.

## LAMINATES









## GRP



## CORIAN



# COLOURS

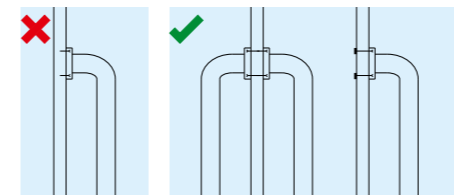


# LESSONS LEARNED

WE'VE BEEN IN THE CUBICLE BUSINESS FOR OVER THIRTY YEARS NOW AND WE LIKE TO THINK THAT WE'VE LEARNED A THING OR TWO.

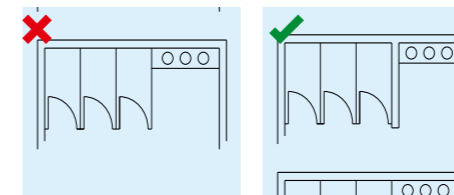
THIS IS ONE OF THE REASONS THAT WE'RE CONFIDENT ENOUGH TO OFFER ALL OF OUR PRODUCTS WITH A TEN YEAR MANUFACTURING GUARANTEE.

HERE ARE SOME OF THE THINGS THAT WE'VE PICKED UP OVER THE YEARS WHICH WE HOPE MAY HELP.



#### HANDLES

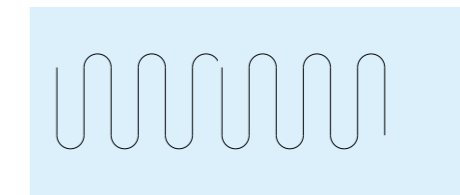

When fixing grab handles/toilet roll holders/coat hooks etc, either fix back to back or use a through fixing for added strength. Never use a screw fixing.



#### BETWEEN WALLS

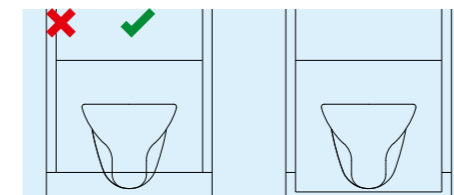
When setting out toilet cubicles where possible set out to min 1500mm dividers ensuring a turning circle space of 450mm.

When sitting a vanity unit adjacent to a cubicle introduce a dividing wall thus ensuring clean join lines and strength.



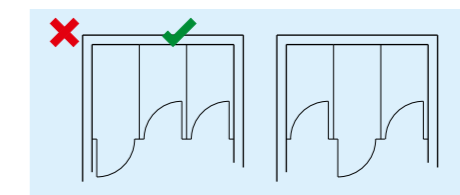
#### UNDER FLOOR HEATING

Almost all cubicle systems require some form of fixing into the floor structure for stability. Avoid the use of underfloor heating to eliminate the possibility of damage.



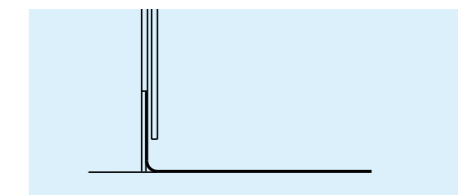
#### WALL MOUNTING PANS

When fitting wall hung pans consider the position of bottom panel. To avoid any overhang the panel should be sited low enough to interface fully with the specified toilet pan. Refer to specific pan manufacturer for heights.



#### AMBULANT CUBICLES

Ideally site ambulant cubicles at the end of a run, ensuring the door always opens out onto a wall, thus eliminating the possibility of the door breaking it's back and reducing the risk of injury to pupils.



#### FLOOR FINISH

When considering floor finish always try to return specified finish as a skirt detail, thus creating sealed membrane. Also ensure top of skirt lines through with vertical infill.

# RECORD OF ACHIEVEMENT

YOU'VE PROBABLY GOT THE MESSAGE ABOUT US AND WHAT WE DO BY NOW. BUT BEFORE WE LEAVE YOU HERE'S A LITTLE BIT OF TRUMPET BLOWING.



#### LOCATION

We're based in North Wales. We keep our costs down by producing all of our products on site. Our team are on the road all around the UK come snow or sun.



#### INSTALLATION

There's another reason, aside from the supreme design and manufacturing as to why our cubicles last so long - our installation team.

We've members that have been installing our cubicles for over 25 years. This experience ensures our product begins it's school life in the best shape possible.

However if you'd rather go it alone all our products are available supply and fit. We've even got an installation DVD starring the aforementioned fitters to give you a helping hand.

#### INDUSTRY AWARDS

Without blowing our own trumpet too much, we've won quite a lot of awards from various design and manufacturing groups over the years. Including the Design Management Europe award last year.



#### ENVIROMENT

We're not just committed to these guidelines but committed as a company to be as environmentally conscious as possible.

We use sustainable plywood for the junior cubicle and insist that we use only timber based products with evidence of a full chain of custody.

Essentially our products are so well designed and perform for so long, that this alone makes them eminently sustainable. When we develop new products we apply the same design criteria that allow us to offer our unique 10 year guarantee.



#### QUALITY ASSURED

We offer a unique ten year manufacturing guarantee on all of our products.

# DME AWARD.

# THE LAST WORD.

OUR GUIDE TO BOG STANDARDS HAS BEEN PUT TOGETHER TO HELP YOU CHOOSE THE RIGHT CUBICLE SYSTEM FOR YOUR SCHOOL, FOR YOUR KIDS, FOR YOUR BUDGET.

WE BELIEVE PASSIONATELY THAT THE LEVEL OF QUALITY WE PUT INTO OUR PRODUCTS HAS A DIRECT IMPACT ON KIDS ENVIRONMENTS AND WELFARE.

HERE'S TO THEIR VERY BRIGHT FUTURE.

Designed by The Partners [www.thepartners.co.uk](http://www.thepartners.co.uk) Photography by Louis Wilson [www.louisfilm.com](http://www.louisfilm.com)  
Printed by Beacon Press, a carbon neutral printer, using environmental print methods [www.beaconpress.co.uk](http://www.beaconpress.co.uk)



FOR FURTHER INFORMATION ABOUT OUR EDUCATION RANGE PLEASE CONTACT US:

THRISLINGTON CUBICLES  
PRINCE WILLIAM AVENUE  
SANDYCROFT DEESIDE  
FLINTSHIRE CH5 2QZ

T +44 (0)1244 520 677  
F +44 (0)1244 535 670  
E [EDU@THRISLINGTONCUBICLES.COM](mailto:EDU@THRISLINGTONCUBICLES.COM)  
[WWW.THRISLINGTONCUBICLES.COM](http://WWW.THRISLINGTONCUBICLES.COM)





**thrislington cubicles**